

NV Vertical Multistage Booster Pump

NV Series

This series of vertical multistage booster pumps offer technically advanced designs to meet market demands including hot water applications.

Every NV Series pump goes through our rigorous quality assurance program, guaranteeing the pump performance and giving our customers peace of mind.



Features / Benefits

In-line, space saving design, with suction and discharge on the same plane allowing pump to be installed easily in linear piping systems.

Reliable, robust and maintenance free cartridge type mechanical seals are standard.

Available in various sizes and materials, the NV Series pump is an excellent choice for industrial and commercial applications.

All wetted parts are constructed of high quality stainless steel. Available in 304 or 316 stainless steel.

Pump base(s) and flange size(s) allow it to be a drop in replacement for similar competitors models.

Available with ODP, TEFC as well as specialty enclosures.

Performance

HP Range: 1/2 - 60 HP, 60Hz.

Capacities to 600 GPM

Pressures to 380 PSI

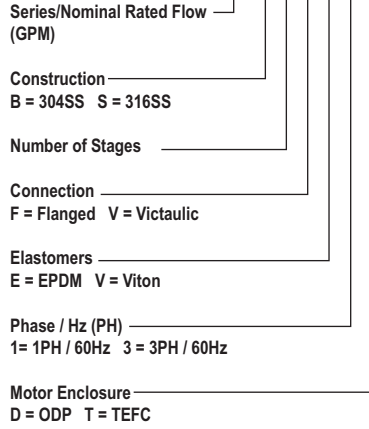
Temperature to 248° F

Typical Services

Water Supply	Plants
Reverse Osmosis	Boiler Feed
Water Boosting	Hot & Cold Water Circulation
Washing Systems	Irrigation
Fire Fighting	Sprinkler Systems
Water Treatment	Heat Exchangers
Filtration	

NV Vertical Multistage Pump Specifications

MODEL NO.: NV 25 B 9 F E 3 T

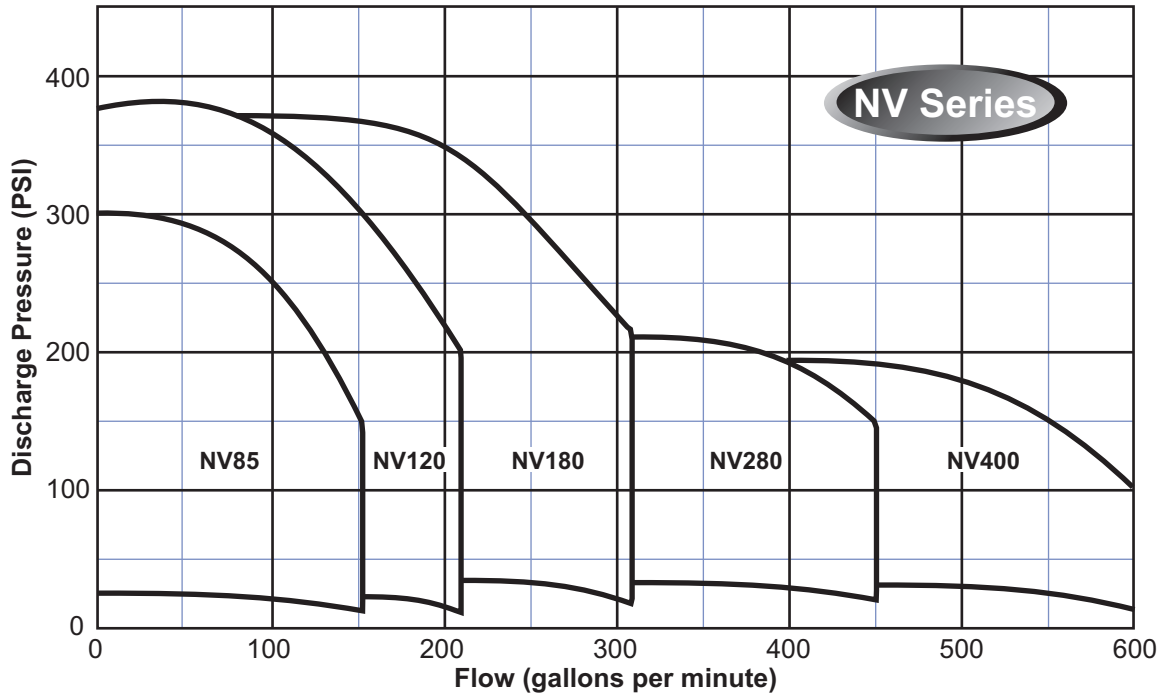
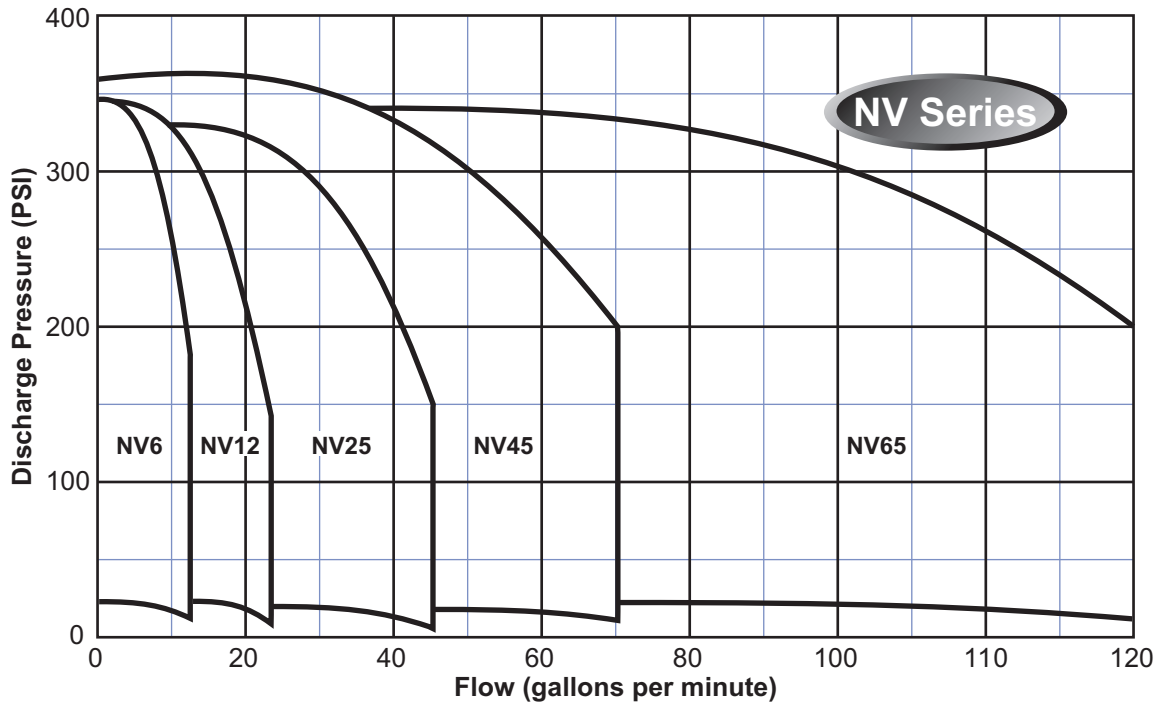


Series	Stages	Max. Working Pressure
NV6	2 - 27	362 PSI
NV12	2 - 25	362 PSI
NV25	2 - 24	362 PSI
NV45	1 - 10	232 PSI
	12 - 17	362 PSI
NV65	1 - 8	232 PSI
	9 - 12	362 PSI
NV85	1 - 7	232 PSI
	8 - 10	362 PSI
NV120	1 - 5	232 PSI
	6 - 10	465 PSI
NV180	1 - 4	232 PSI
	5 - 7	465 PSI
NV280	1 - 3	232 PSI
	4 - 5	465 PSI
NV400	1 - 3	232 PSI
	4	465 PSI



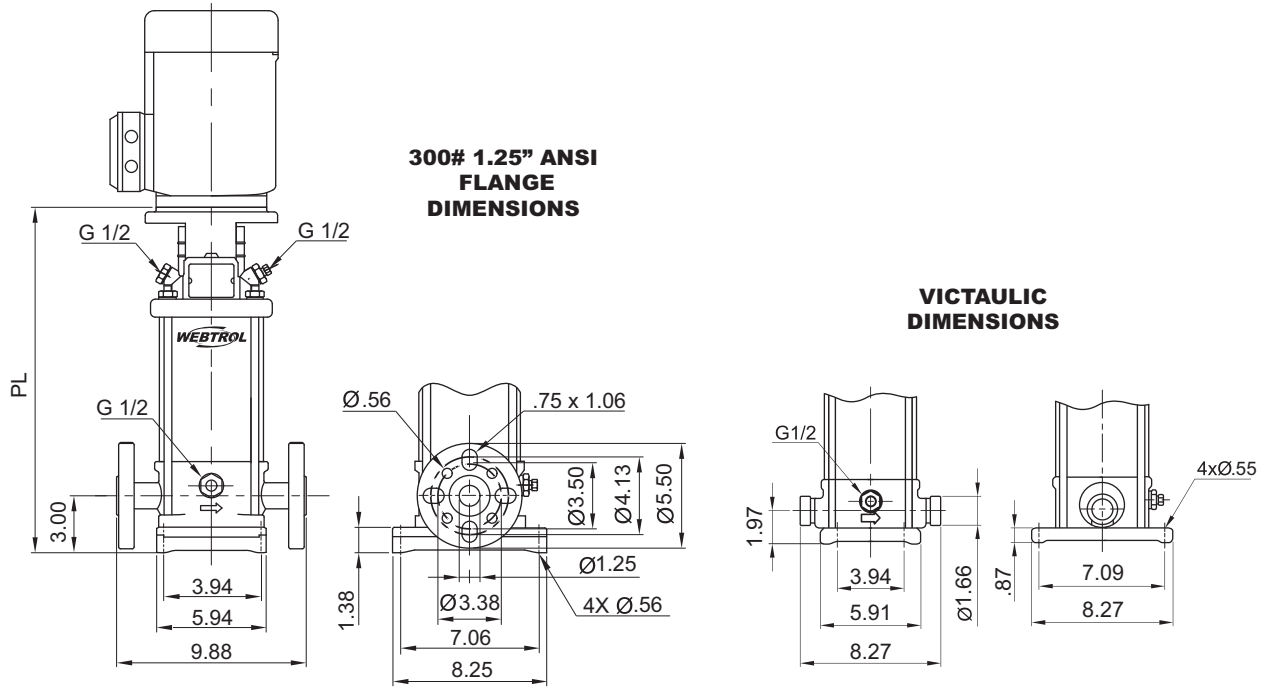
Component	304 SS Models		316 SS Models	
	NV6B thru NV85B	NV120B thru NV400B	NV6S thru NV 85S	NV120S thru NV400S
Motor Bracket	Cast Iron	Cast Iron	Cast Iron	Cast Iron
Pump Head	304 SS	304 SS	316 SS	316 SS
Impeller	304 SS	304 SS	316 SS	316 SS
Diffuser	304 SS	304 SS	316 SS	316 SS
Neck Ring	Teflon	Carbon Reinforced Teflon	Teflon	Carbon Reinforced Teflon
Shaft	431 SS	431 SS	316 SS	316 SS
Casing	304 SS	304 SS	316 SS	316 SS
O-Ring	EPDM	EPDM	EPDM	EPDM
Pump Base	304 SS	304 SS	316 SS	316 SS
Base Plate	Cast Iron	Cast Iron	Cast Iron	Cast Iron
Mech Seal	Silicon Carbide/Silicon Carbide/EPDM			

NV Vertical Multistage Family Curves



Note:
 Curves are based on 60 Hz 3450 rpm motors. 50 Hz 2875 rpm curves are available. These curves are for general guidance only, individual pump curves are available upon request. A certified curve may be requested for an additional cost. Webtrol will build pumps to fit your specific needs, contact factory for pricing.

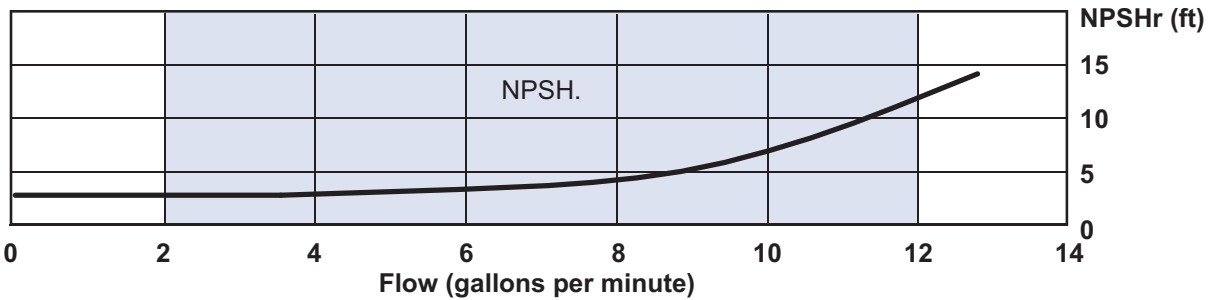
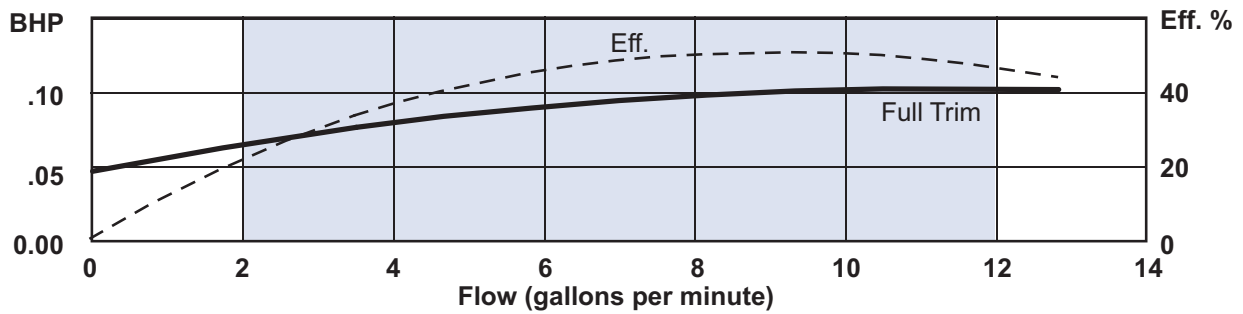
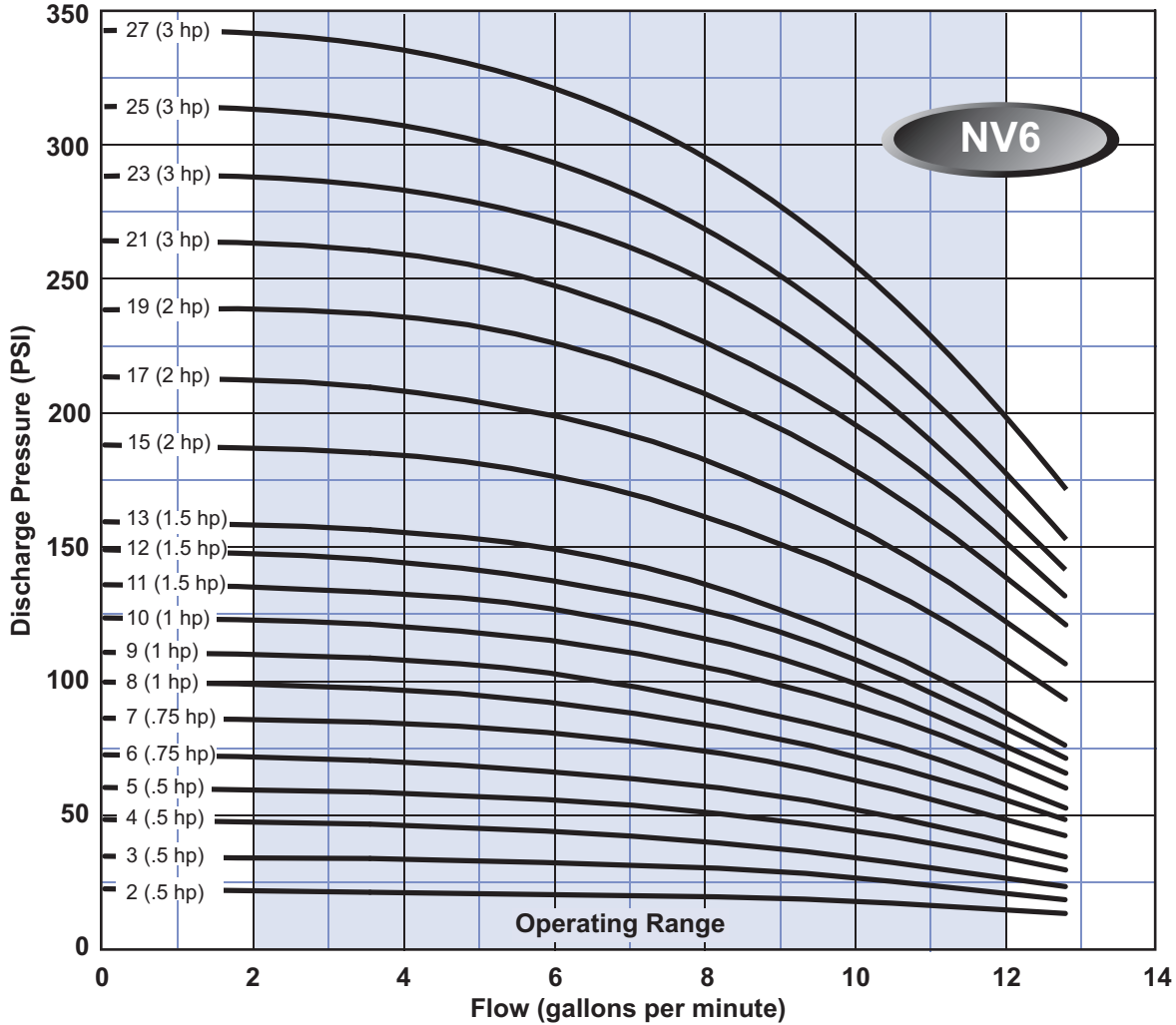
NV6 Vertical Multistage Pump Dimensions



NOTES: All dimensions are in inches unless otherwise noted. Please contact factory for specific motor manufacturer dimensions

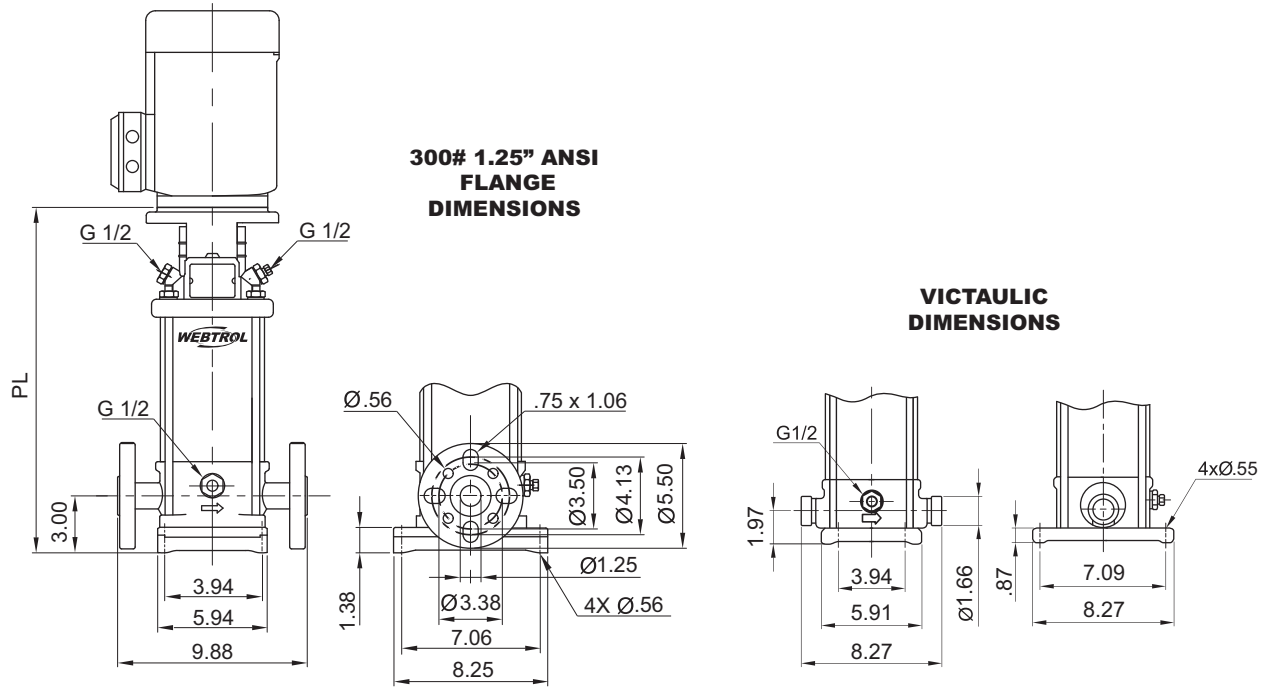
Model	HP	Motor Frame	Pump Length (PL) - Inches	Pump End Weight - lbs
NV6B2	.5	56C	12.05	31
NV6B3	.5	56C	12.05	31
NV6B4	.5	56C	12.76	32
NV6B5	.5	56C	13.46	32
NV6B6	.75	56C	14.17	33
NV6B7	.75	56C	14.84	34
NV6B8	1	56C	15.55	35
NV6B9	1	56C	16.26	35
NV6B10	1	56C	16.97	36
NV6B11	1.5	56C	17.68	37
NV6B12	1.5	56C	18.39	38
NV6B13	1.5	56C	19.09	39
NV6B15	2	56C	20.55	41
NV6B17	2	56C	21.97	43
NV6B19	2	56C	24.31	49
NV6B21	3	182TC	25.73	51
NV6B23	3	182TC	27.15	53
NV6B25	3	182TC	28.56	54
NV6B27	3	182TC	29.98	56

NV6 Vertical Multistage Pump Group Curves



Note: Curves are based on 60 Hz 3450 rpm motors. 50 Hz 2875 rpm curves are available. These curves are for general guidance only, individual pump curves are available upon request. A certified curve may be requested for an additional cost. Webtrol will build pumps to fit your specific needs, contact factory for pricing.

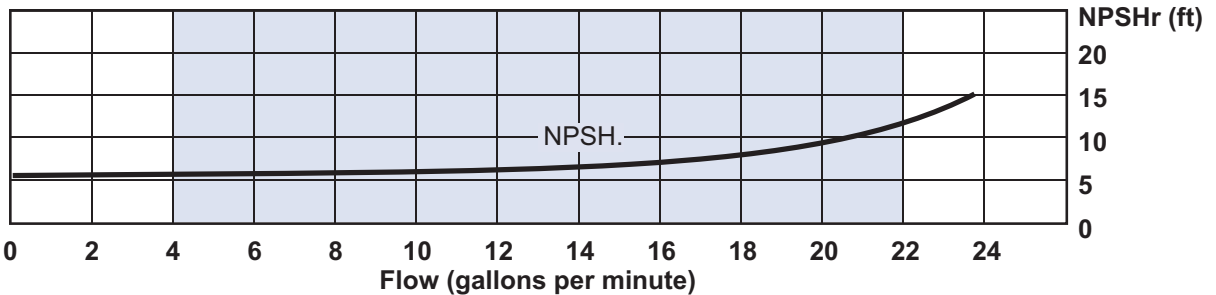
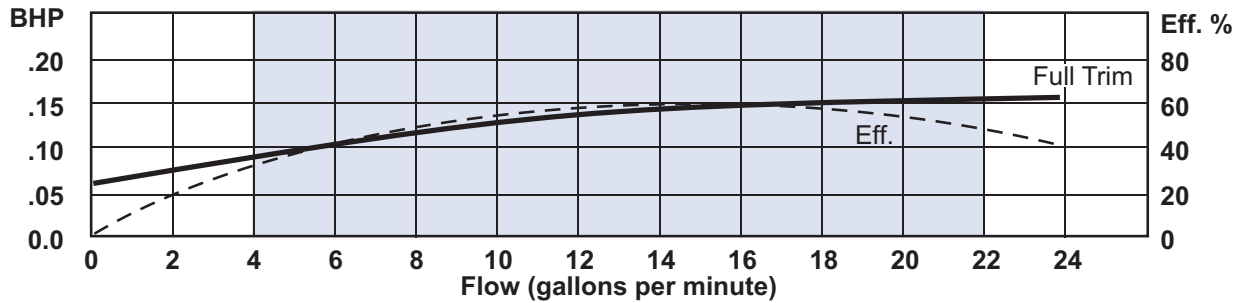
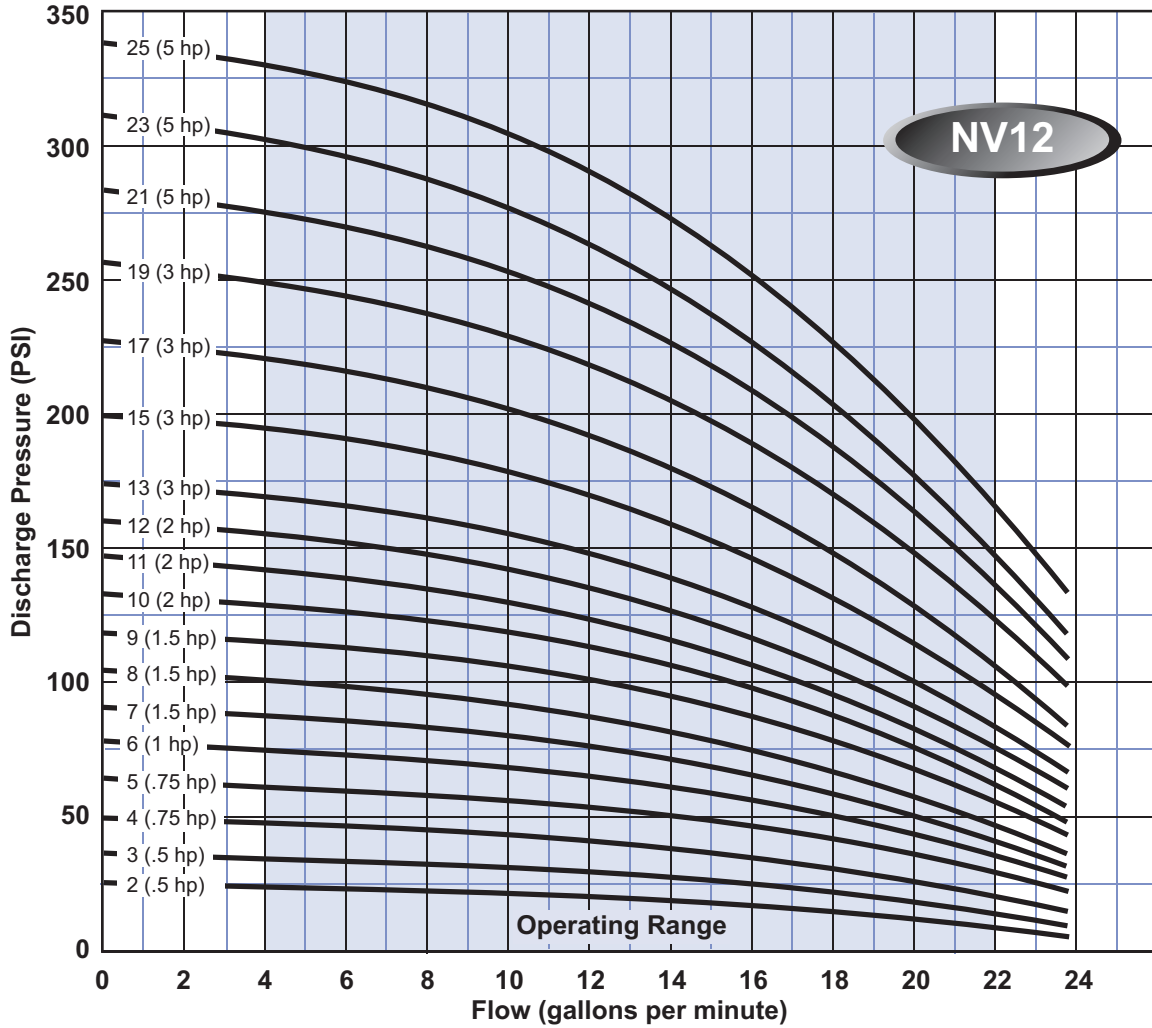
NV12 Vertical Multistage Pump Dimensions



NOTES: All dimensions are in inches unless otherwise noted. Please contact factory for specific motor manufacturer dimensions

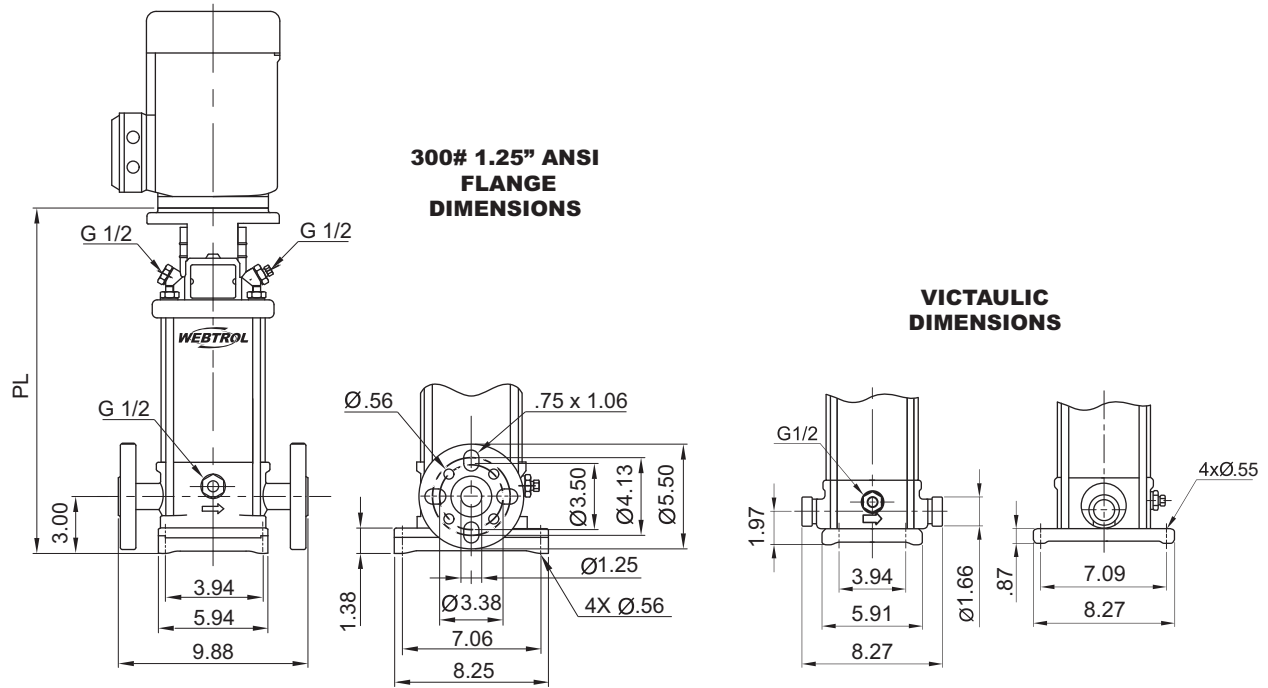
Model	HP	Motor Frame	Pump Length (PL) - Inches	Pump End Weight - lbs.
NV12B2	.5	56C	12.05	33
NV12B3	.5	56C	12.05	34
NV12B4	.75	56C	12.76	34
NV12B5	.75	56C	13.43	35
NV12B6	1	56C	14.13	36
NV12B7	1.5	56C	14.84	37
NV12B8	1.5	56C	15.55	37
NV12B9	1.5	56C	16.30	38
NV12B10	2	56C	17.01	40
NV12B11	2	56C	17.72	41
NV12B12	2	56C	18.43	42
NV12B13	3	182TC	20.06	47
NV12B15	3	182TC	21.48	49
NV12B17	3	182TC	22.89	51
NV12B19	3	182TC	24.31	52
NV12B21	5	182TC	25.73	54
NV12B23	5	182TC	27.15	55
NV12B25	5	182TC	28.56	57

NV12 Vertical Multistage Pump Group Curves



Note: Curves are based on 60 Hz 3450 rpm motors. 50 Hz 2875 rpm curves are available. These curves are for general guidance only, individual pump curves are available upon request. A certified curve may be requested for an additional cost. Webtrol will build pumps to fit your specific needs, contact factory for pricing.

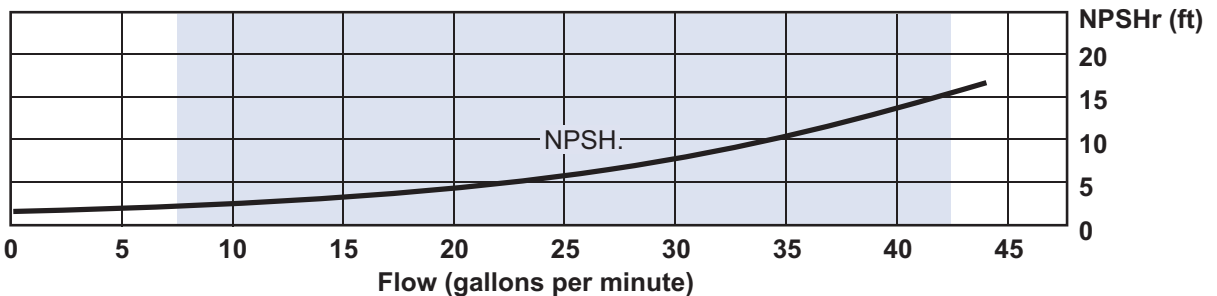
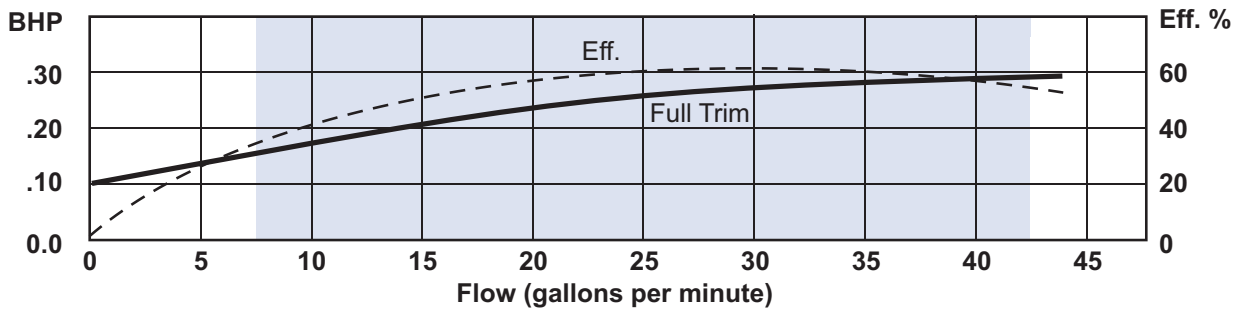
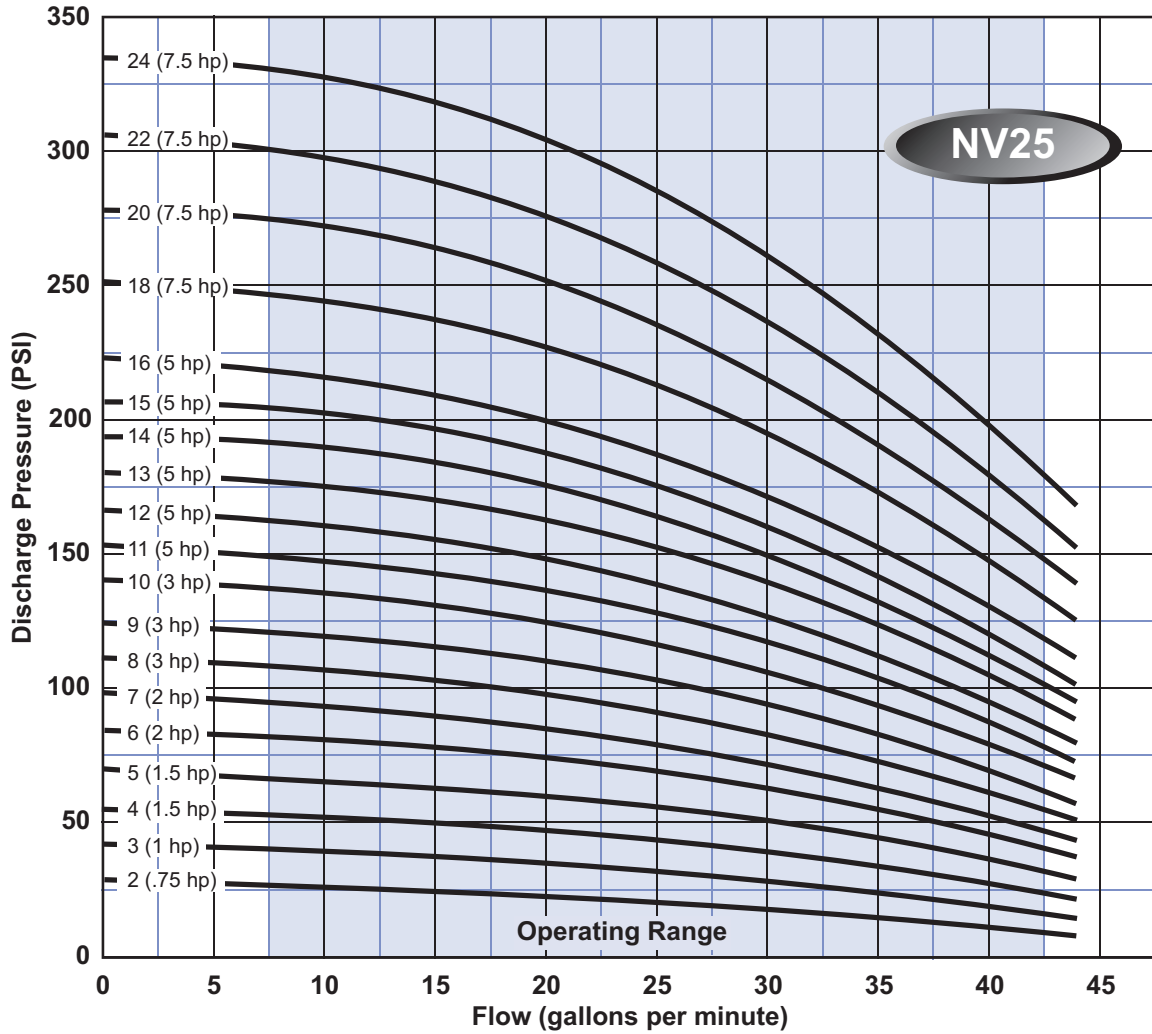
NV25 Vertical Multistage Pump Dimensions



NOTES: All dimensions are in inches unless otherwise noted. Please contact factory for specific motor manufacturer dimensions

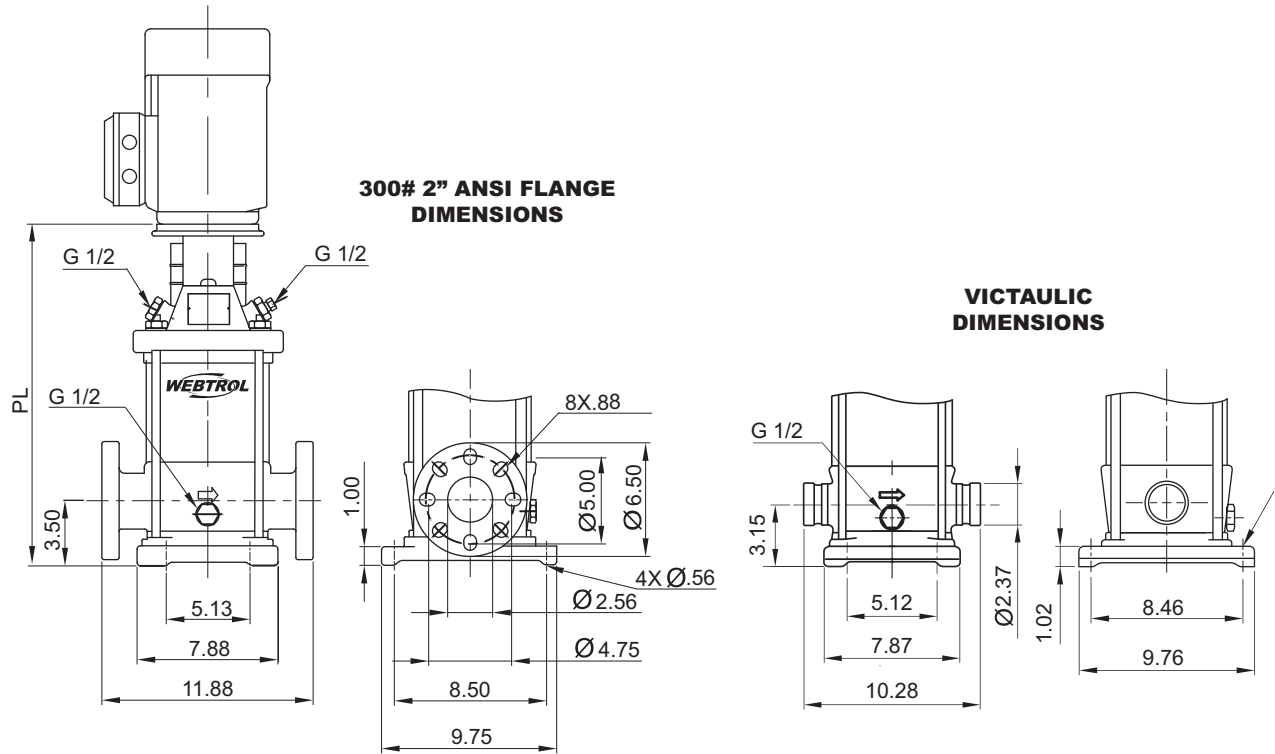
Model	HP	Motor Frame	Pump Length (PL) - Inches	Pump End Weight - lbs.
NV25B2	.75	56C	11.93	33
NV25B3	1	56C	13.10	35
NV25B4	1.5	56C	14.06	36
NV25B5	1.5	56C	15.12	38
NV25B6	2	56C	16.28	39
NV25B7	2	56C	18.29	45
NV25B8	3	182TC	19.35	46
NV25B9	3	182TC	20.31	47
NV25B10	3	182TC	21.44	49
NV25B11	5	182TC	22.50	50
NV25B12	5	182TC	23.56	51
NV25B13	5	182TC	24.63	52
NV25B14	5	182TC	25.69	53
NV25B15	5	182TC	26.75	54
NV25B16	5	182TC	27.82	56
NV25B18	7.5	213TC	30.57	63
NV25B20	7.5	213TC	32.70	66
NV25B22	7.5	213TC	34.72	68
NV25B24	7.5	213TC	36.85	70

NV25 Vertical Multistage Pump Group Curves



Note:
Curves are based on 60 Hz 3450 rpm motors. 50 Hz 2875 rpm curves are available. These curves are for general guidance only, individual pump curves are available upon request. A certified curve may be requested for an additional cost. Webtrol will build pumps to fit your specific needs, contact factory for pricing.

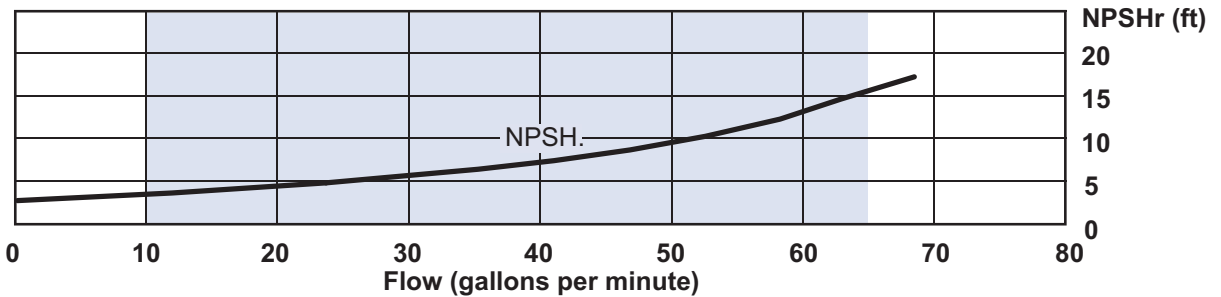
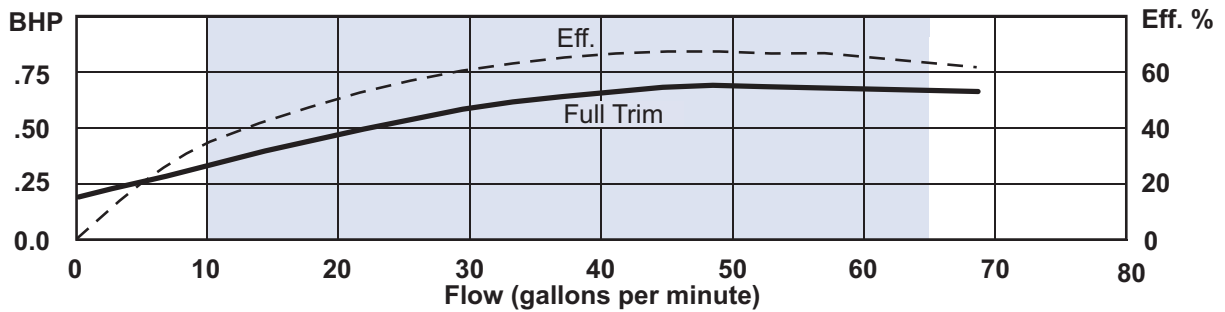
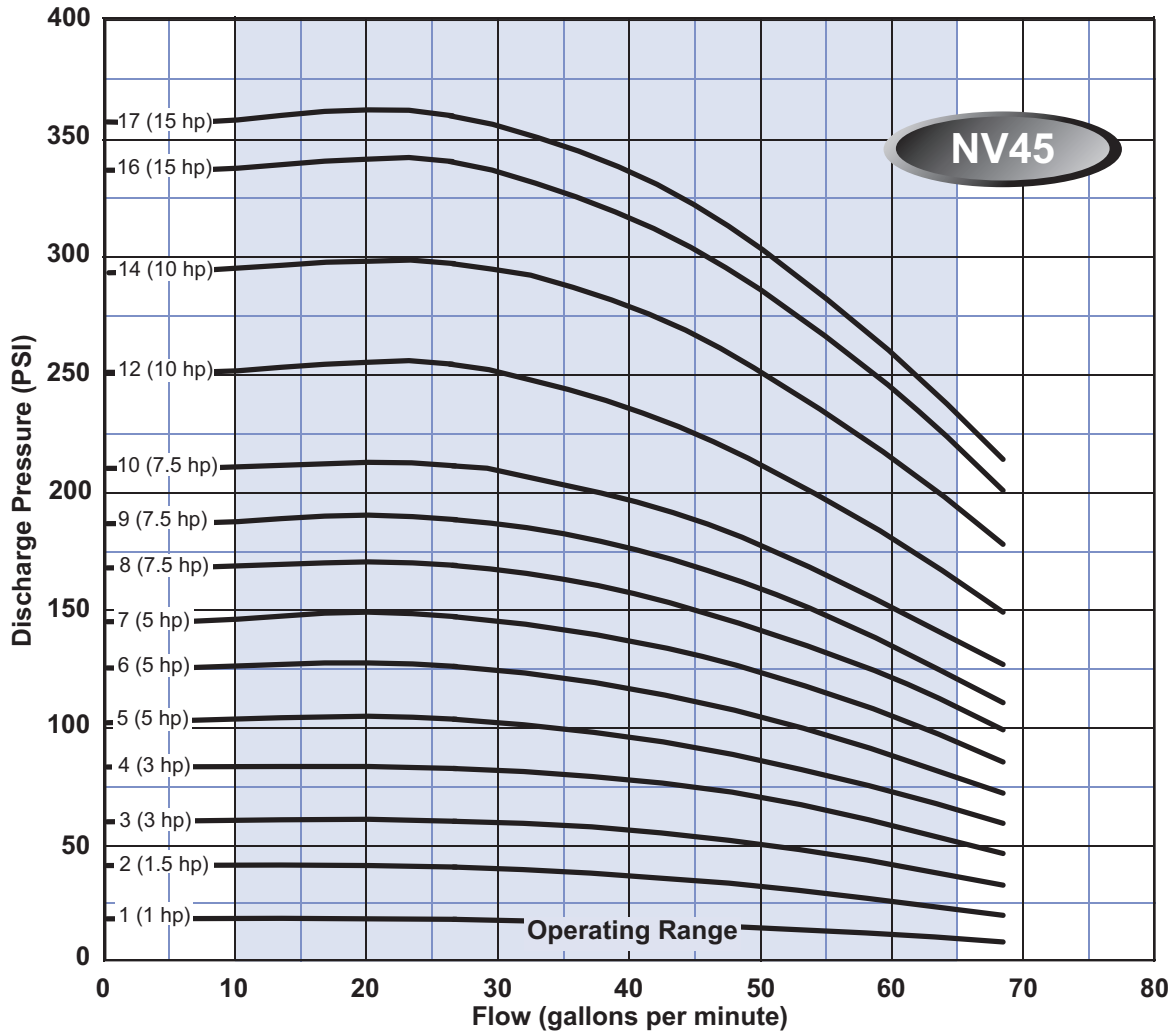
NV45 Vertical Multistage Pump Dimensions



NOTES: All dimensions are in inches unless otherwise noted. Please contact factory for specific motor manufacturer dimensions

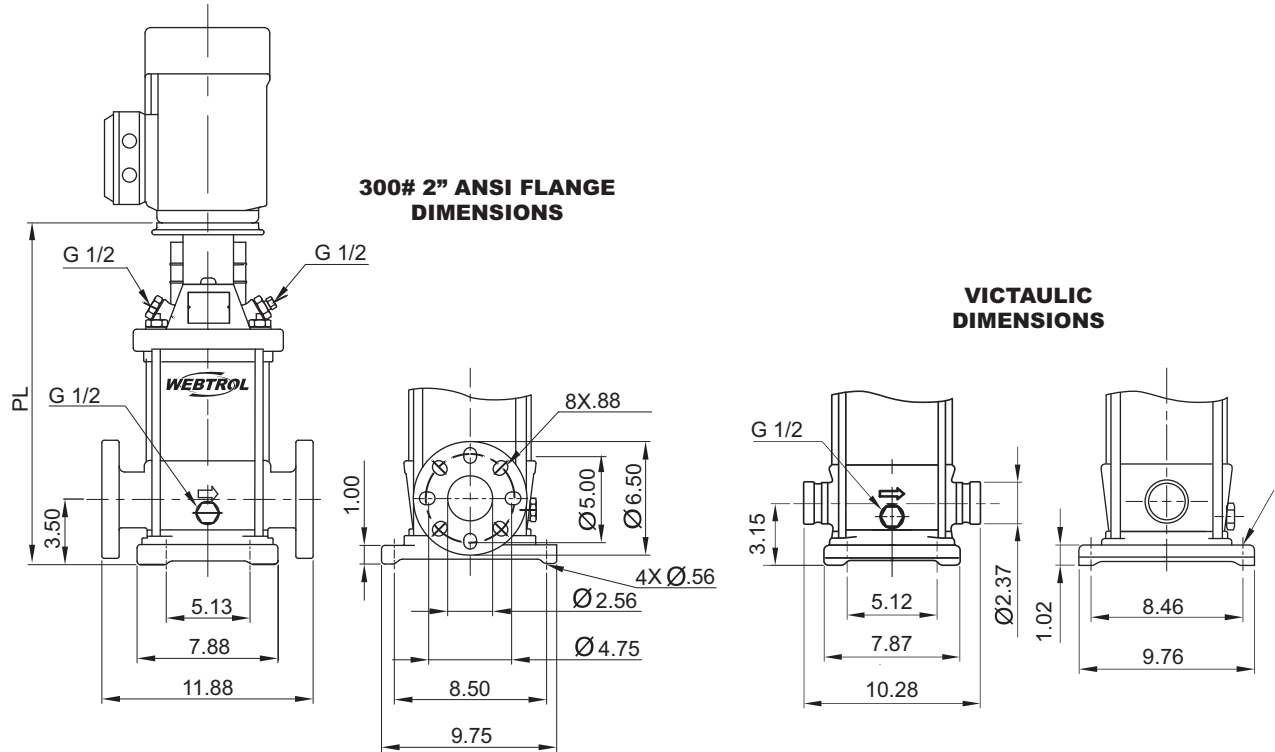
Model	HP	Motor Frame	Pump Length (PL) - Inches	Pump End Weight - lbs.
NV45B1	1	56C	14.96	60
NV45B2	1.5	56C	14.96	60
NV45B3	3	182TC	17.15	84
NV45B4	3	182TC	18.35	87
NV45B5	5	182TC	19.53	89
NV45B6	5	182TC	20.71	91
NV45B7	5	182TC	22.44	97
NV45B8	7.5	213TC	23.62	99
NV45B9	7.5	213TC	24.80	101
NV45B10	7.5	213TC	25.98	104
NV45B12	10	213TC	28.34	108
NV45B14	10	213TC	33.33	126
NV45B16	15	254TC	35.69	130
NV45B17	15	254TC	38.06	133

NV45 Vertical Multistage Pump Group Curves



Note: Curves are based on 60 Hz 3450 rpm motors. 50 Hz 2875 rpm curves are available. These curves are for general guidance only, individual pump curves are available upon request. A certified curve may be requested for an additional cost. Webtrol will build pumps to fit your specific needs, contact factory for pricing.

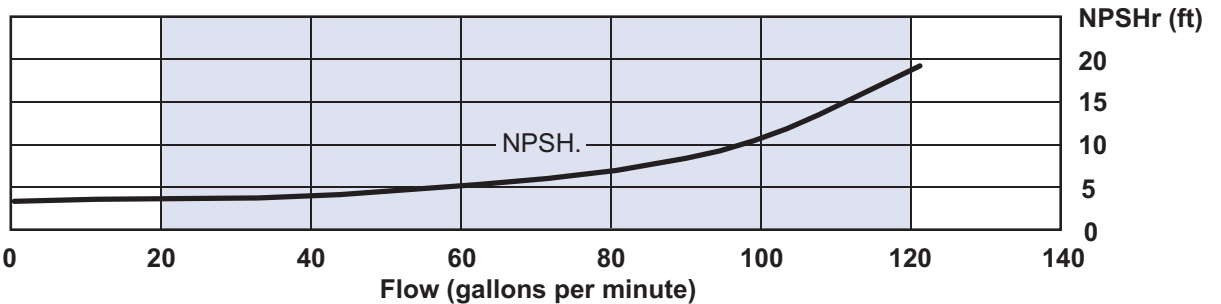
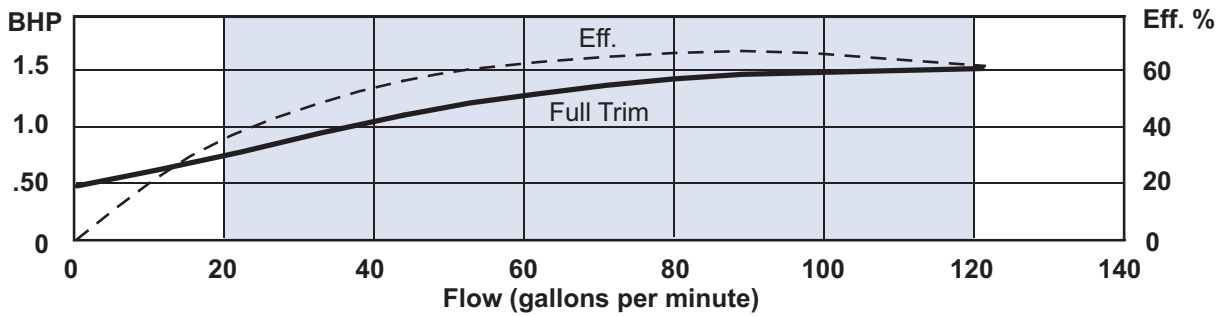
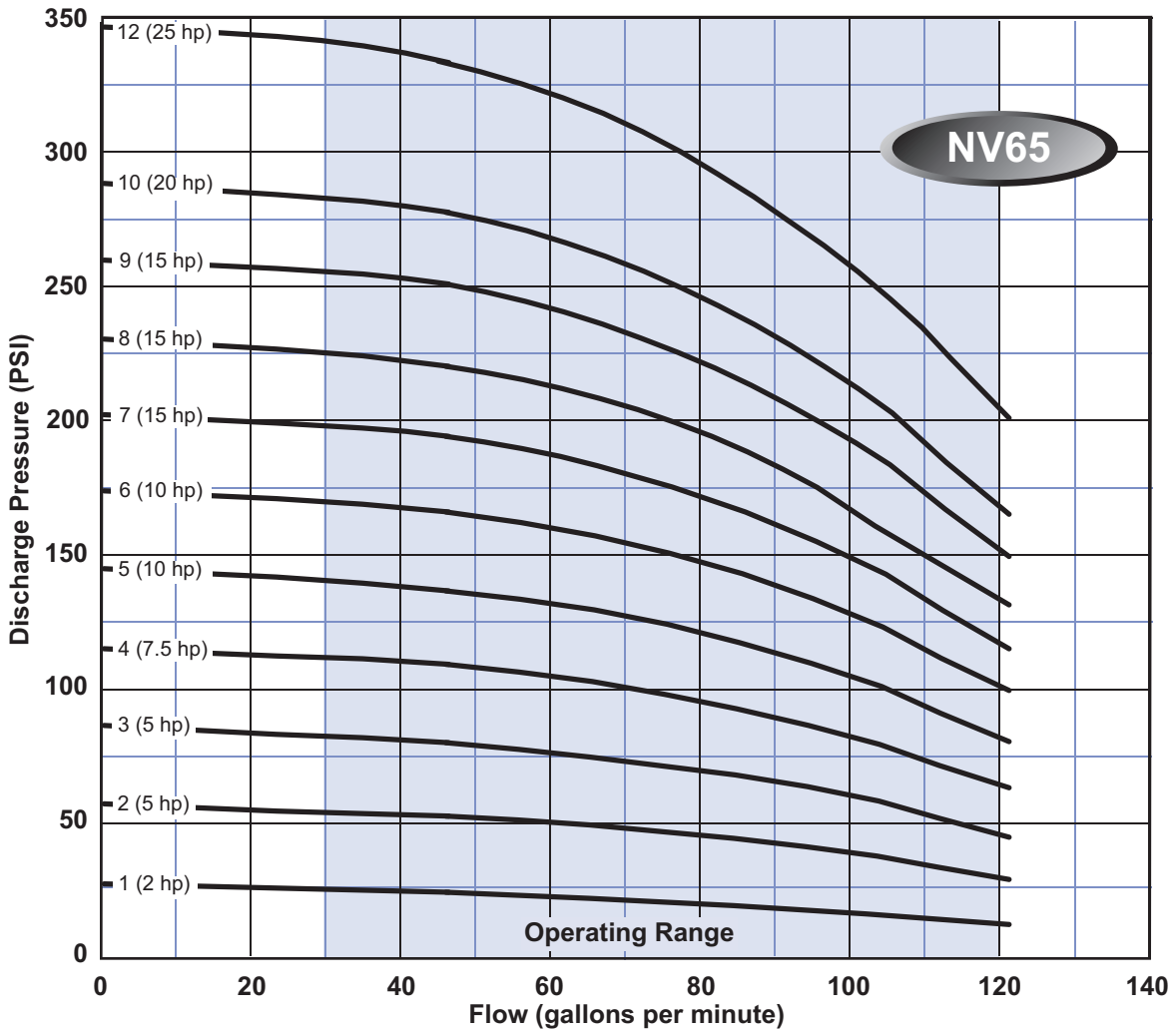
NV65 Vertical Multistage Pump Dimensions



NOTES: All dimensions are in inches unless otherwise noted. Please contact factory for specific motor manufacturer dimensions

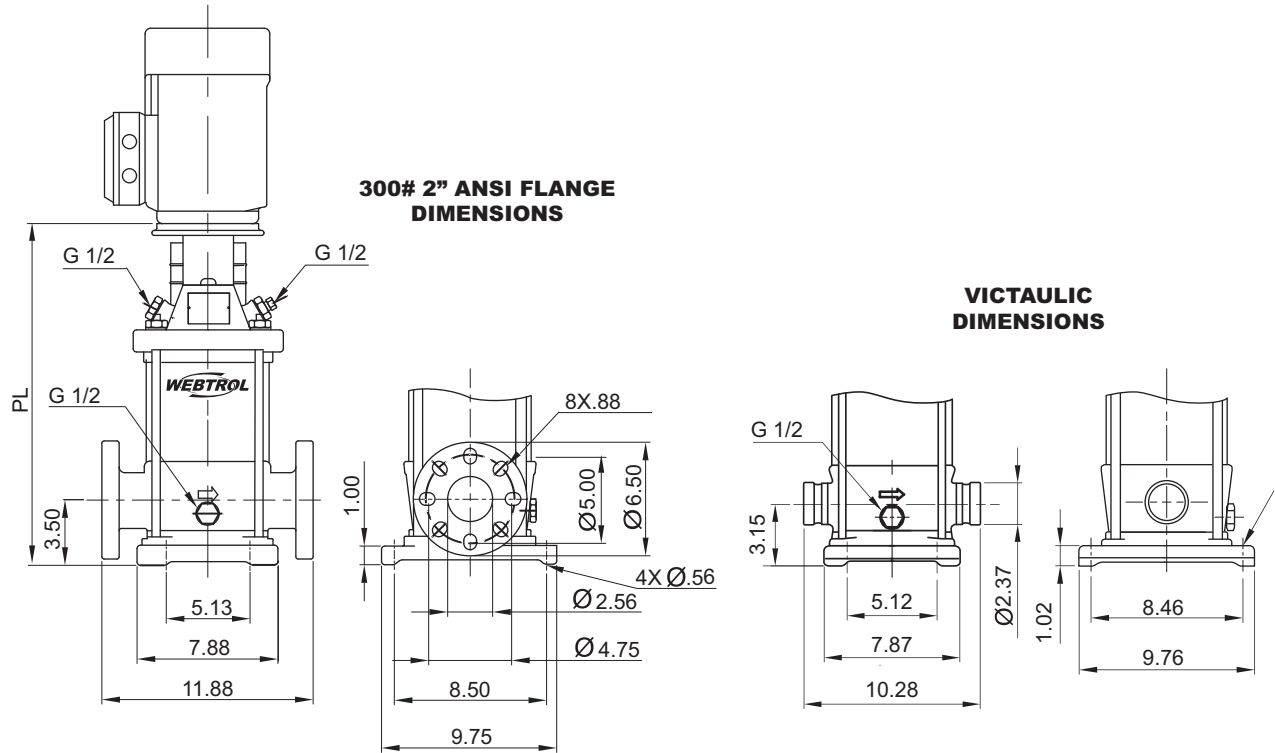
Model	HP	Motor Frame	Pump Length (PL) - Inches	Pump End Weight - lbs.
NV65B1	2	56C	16.10	62
NV65B2	5	182TC	17.13	84
NV65B3	5	182TC	19.49	91
NV65B4	7.5	213TC	21.22	94
NV65B5	10	213TC	22.99	97
NV65B6	10	213TC	27.39	114
NV65B7	15	254TC	29.16	117
NV65B8	15	254TC	30.93	120
NV65B9	15	254TC	32.70	123
NV65B10	20	254TC	34.47	126
NV65B12	25	284TSC	37.26	126

NV65 Vertical Multistage Pump Group Curves



Note: Curves are based on 60 Hz 3450 rpm motors. 50 Hz 2875 rpm curves are available. These curves are for general guidance only, individual pump curves are available upon request. A certified curve may be requested for an additional cost. Webtrol will build pumps to fit your specific needs, contact factory for pricing.

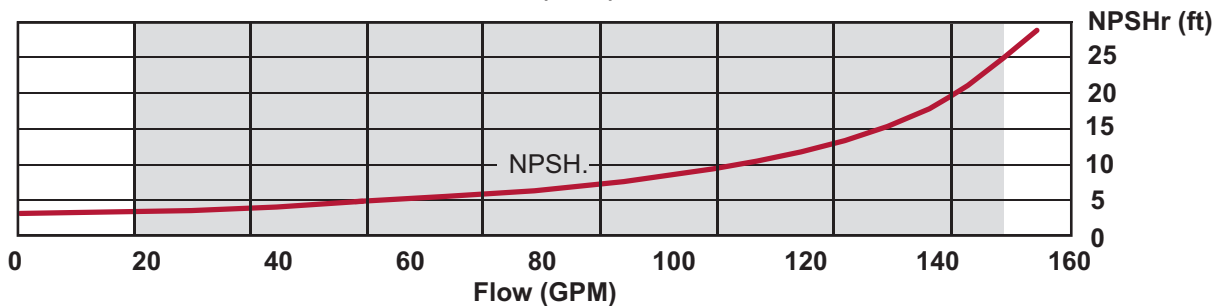
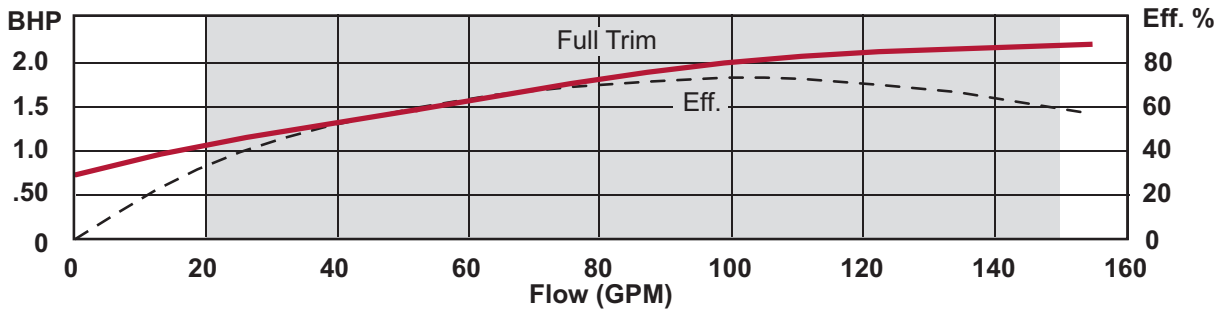
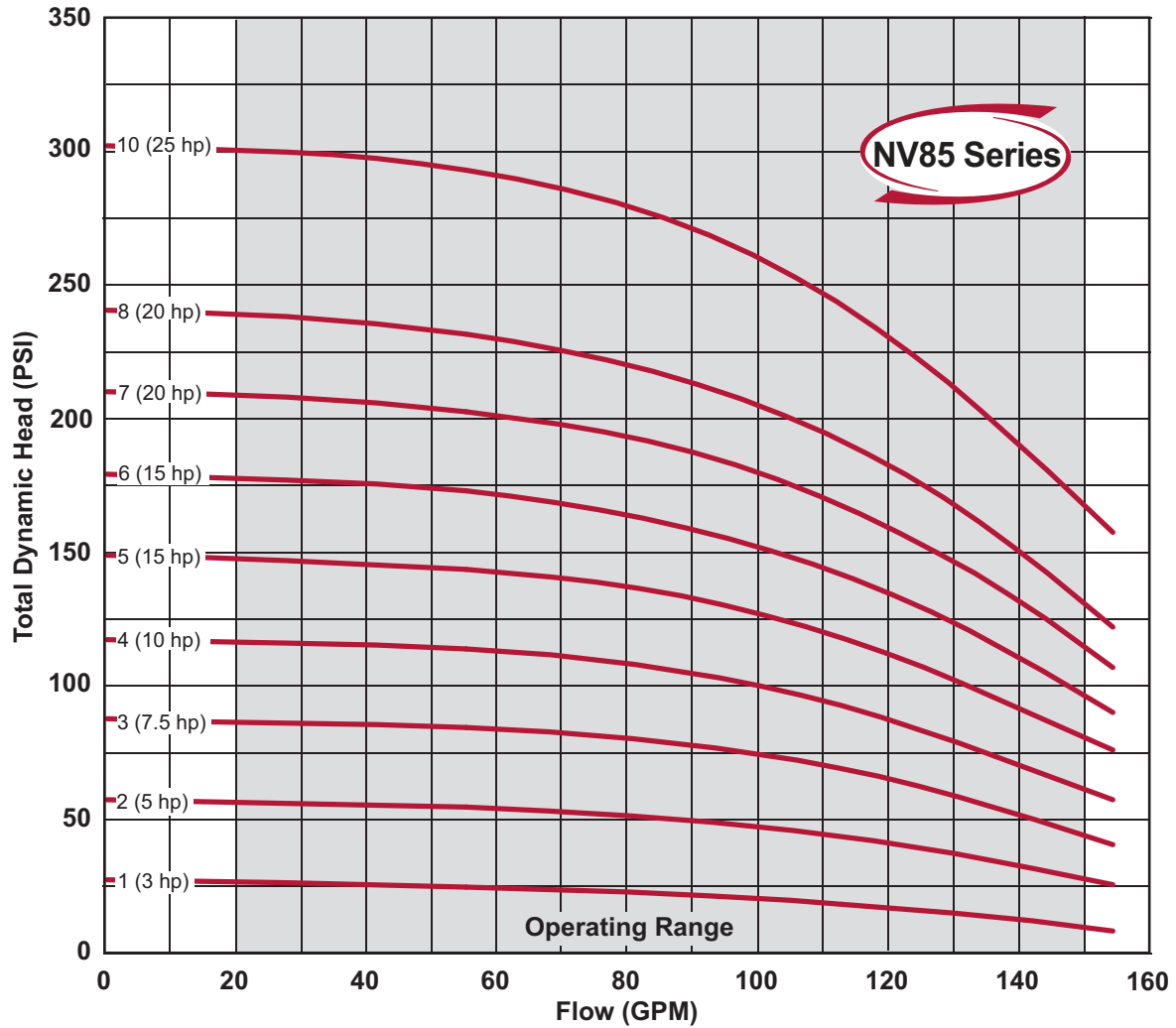
NV85 Vertical Multistage Pump Dimensions



NOTES: All dimensions are in inches unless otherwise noted. Please contact factory for specific motor manufacturer dimensions

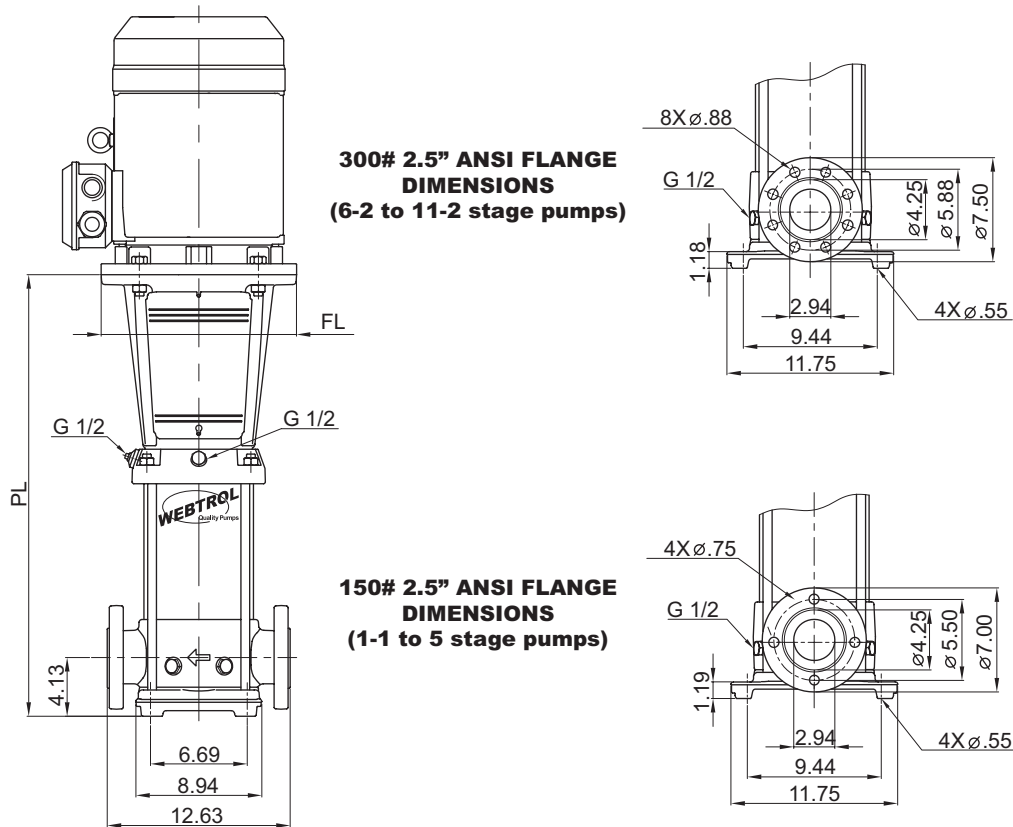
Model	HP	Motor Frame	Pump Length (PL) - Inches	Pump End Weight - lbs.
NV85B1	3	182TC	17.19	83
NV85B2	5	182TC	17.20	84
NV85B3	7.5	213TC	19.52	91
NV85B4	10	213TC	21.30	94
NV85B5	15	254TC	25.69	110
NV85B6	15	254TC	27.46	114
NV85B7	20	254TC	39.24	117
NV85B8	20	254TC	31.01	120
NV85B10	25	284TSC	33.80	120

NV85 Vertical Multistage Pump Group Curves



Note: Curves are based on 60 Hz 3450 rpm motors. 50 Hz 2875 rpm curves are available. These curves are for general guidance only, individual pump curves are available upon request. A certified curve may be requested for an additional cost. Webtrol will build pumps to fit your specific needs, contact factory for pricing.

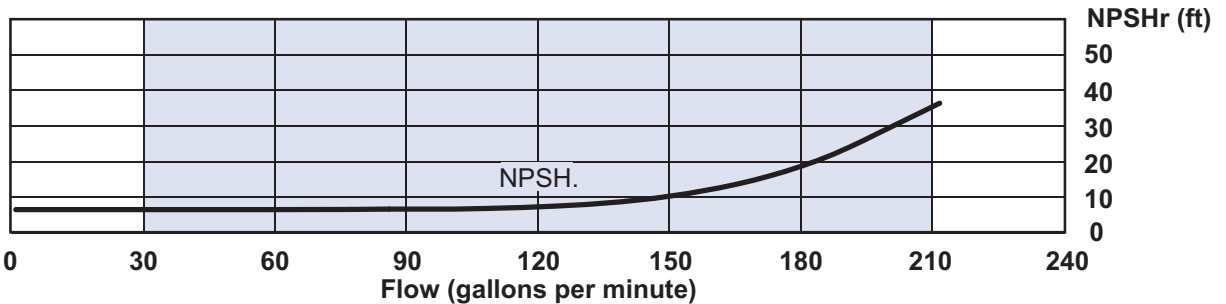
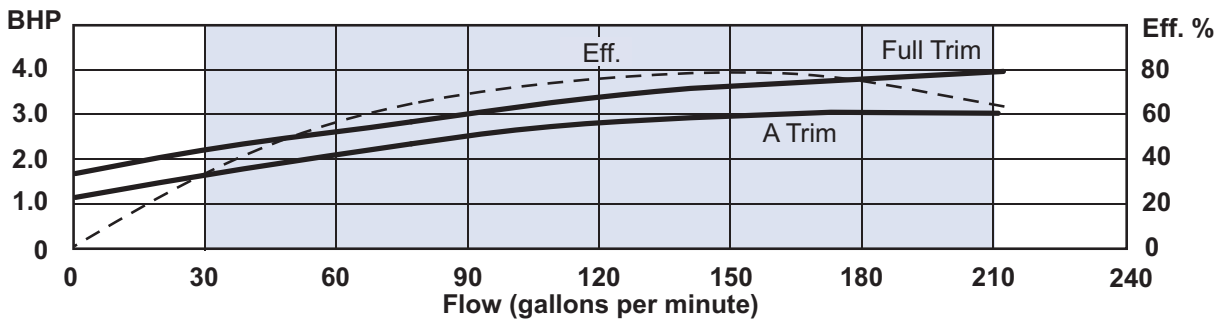
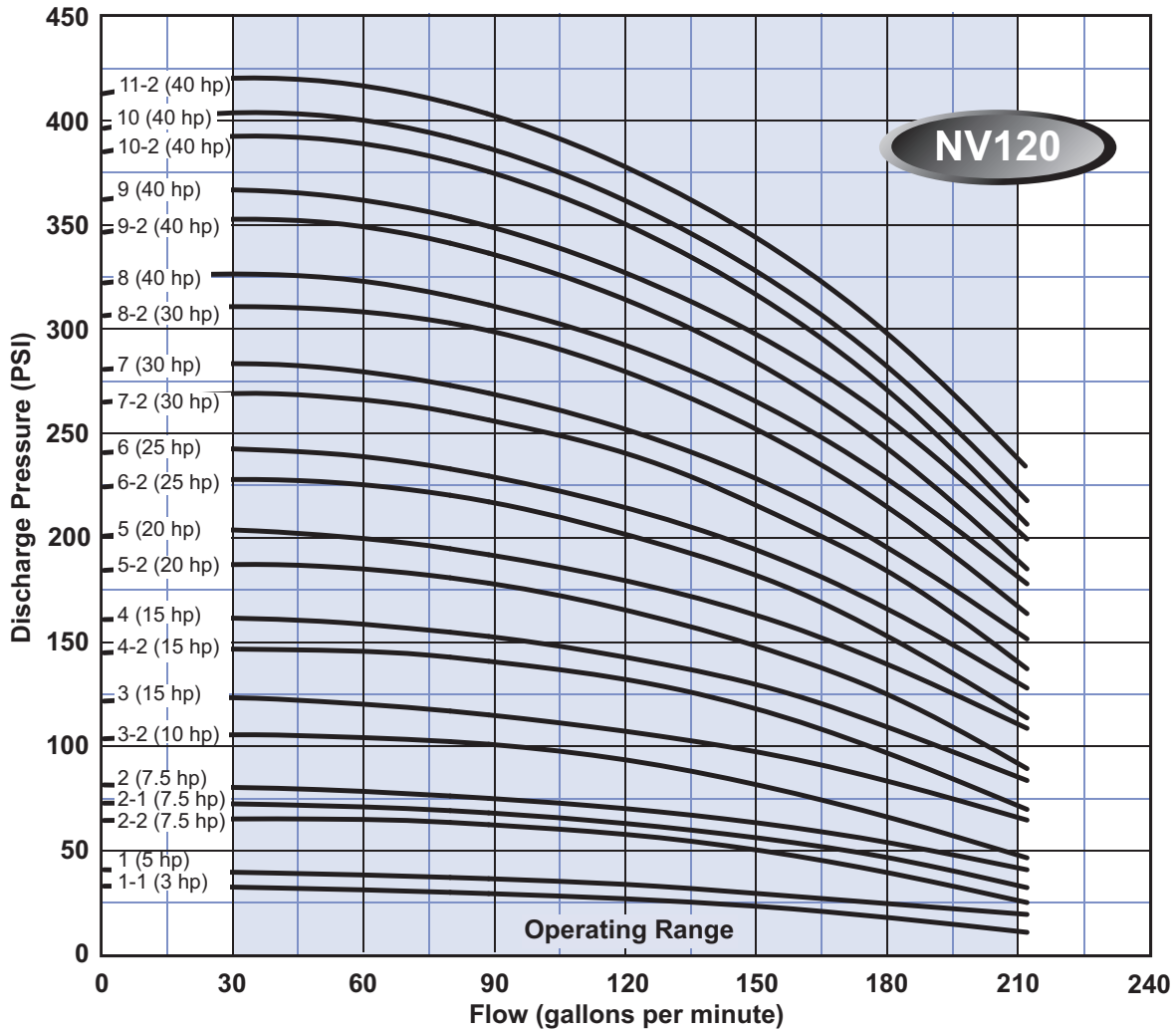
NV120 Vertical Multistage Pump Dimensions



NOTES: All dimensions are in inches unless otherwise noted. Please contact factory for specific motor manufacturer dimensions

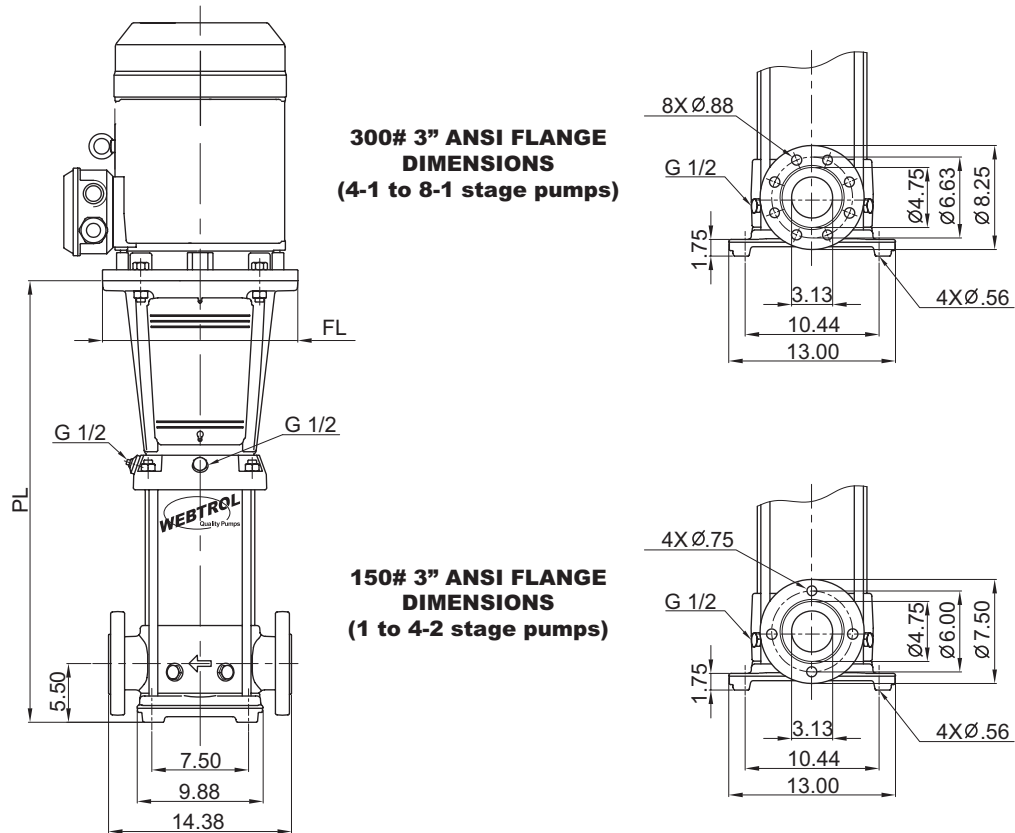
Model	HP	Motor Frame	Pump Length (PL) - Inches	Pump End Weight - lbs.
NV120B1-1	3	182TC	20.02	110
NV120B1	5	182TC	20.02	110
NV120B2-2	7.5	213TC	22.78	117
NV120B2-1	7.5	213TC	22.78	117
NV120B2	7.5	213TC	22.78	117
NV120B3-2	10	213TC	25.56	124
NV120B3	15	254TC	29.67	145
NV120B4-2	15	254TC	32.42	151
NV120B4	15	254TC	32.42	151
NV120B5-2	20	254TC	35.18	158
NV120B5	20	254TC	35.18	158
NV120B6-2	25	284TSC	37.93	167
NV120B6	25	284TSC	37.93	167
NV120B7-2	30	286TSC	40.69	174
NV120B7	30	286TSC	40.69	174
NV120B8-2	30	286TSC	43.44	181
NV120B8	40	286TSC	43.44	181
NV120B9-2	40	286TSC	46.20	186
NV120B9	40	286TSC	46.20	187
NV120B10-2	40	286TSC	48.96	192
NV120B10	40	286TSC	48.96	192
NV120B11-2	40	286TSC	51.71	198

NV120 Vertical Multistage Pump Group Curves



Note: Curves are based on 60 Hz 3450 rpm motors. 50 Hz 2875 rpm curves are available. These curves are for general guidance only, individual pump curves are available upon request. A certified curve may be requested for an additional cost. Webtrol will build pumps to fit your specific needs, contact factory for pricing.

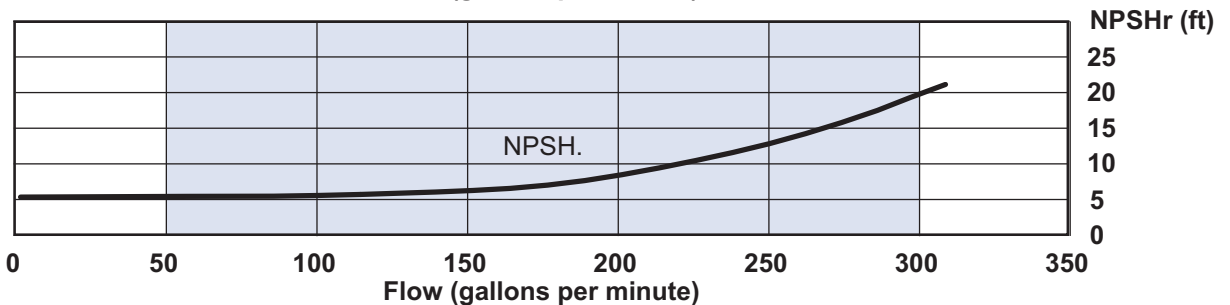
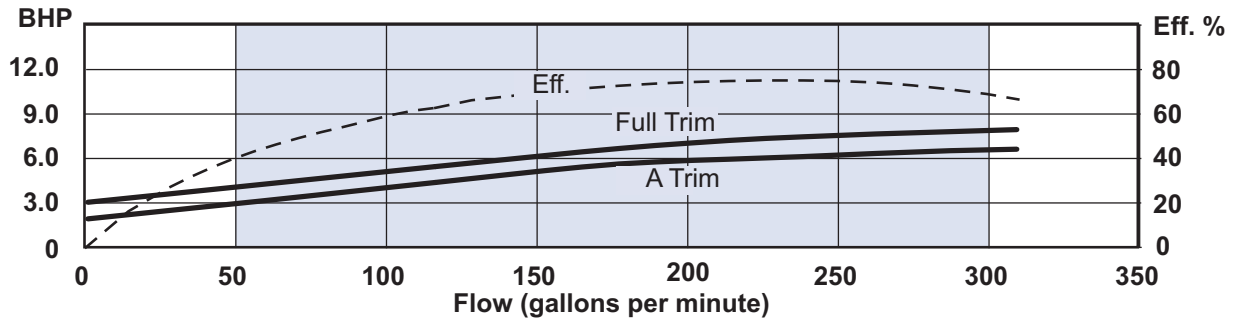
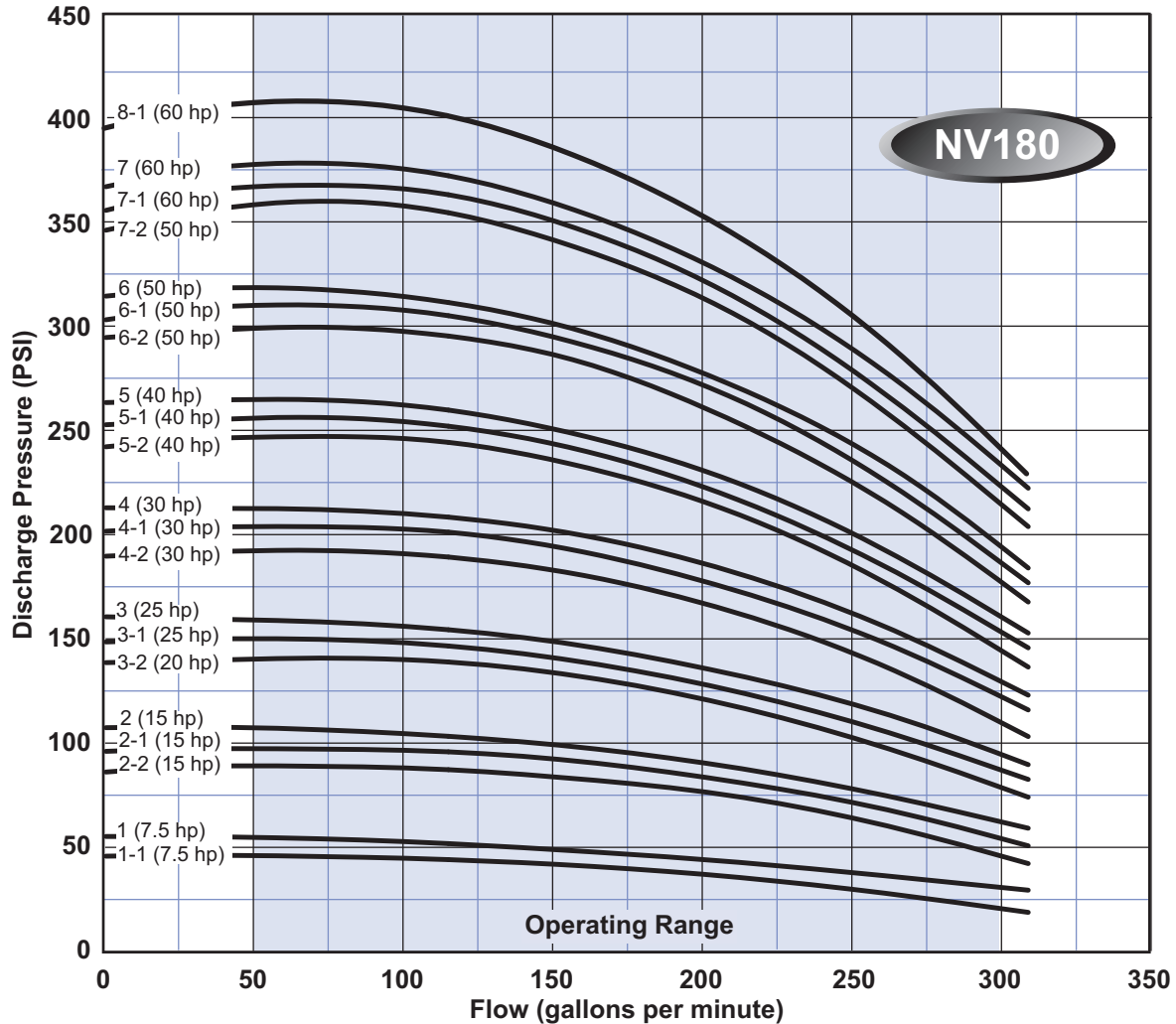
NV180 Vertical Multistage Pump Dimensions



NOTES: All dimensions are in inches unless otherwise noted. Please contact factory for specific motor manufacturer dimensions

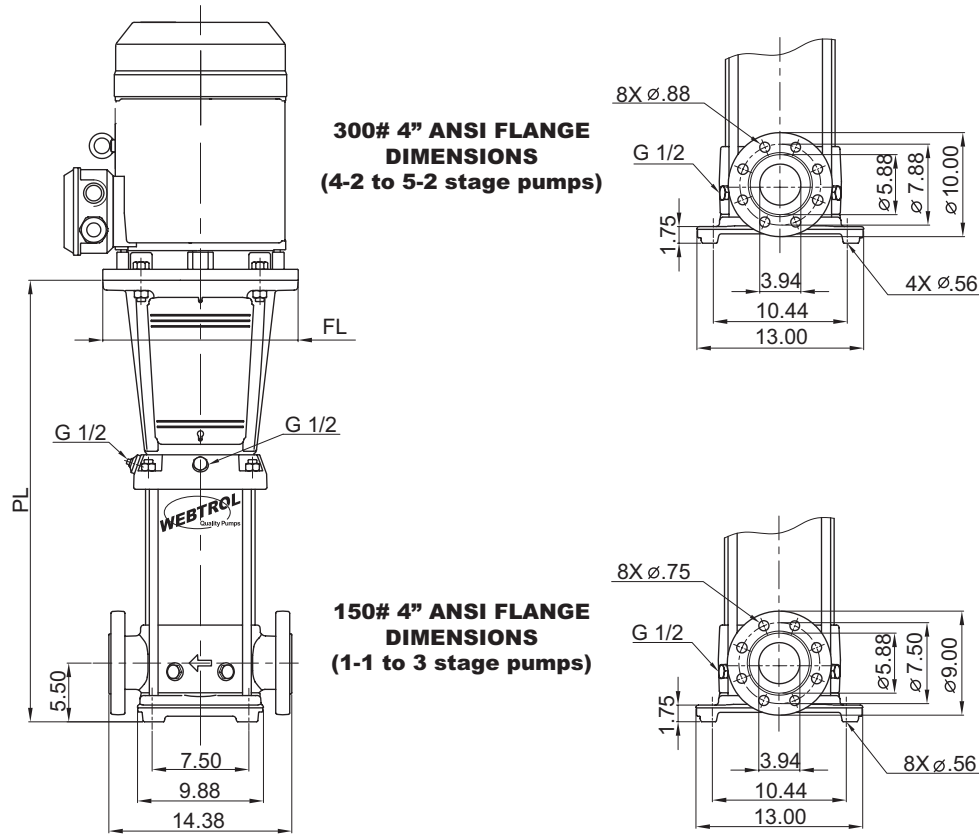
Model	HP	Motor Frame	Pump Length (PL) - Inches	Pump End Weight - lbs.
NV180B1-1	7.5	213TC	22.20	125
NV180B1	7.5	213TC	22.20	125
NV180B2-2	15	254TC	29.49	154
NV180B2-1	15	254TC	29.49	154
NV180B2	15	254TC	29.49	154
NV180B3-2	20	254TC	32.64	162
NV180B3-1	25	284TSC	32.64	165
NV180B3	25	284TSC	32.64	165
NV180B4-2	30	286TSC	35.79	173
NV180B4-1	30	286TSC	35.79	173
NV180B4	30	286TSC	35.79	173
NV180B5-2	40	286TSC	38.94	181
NV180B5-1	40	286TSC	38.94	181
NV180B5	40	286TSC	38.94	181
NV180B6-2	50	326TSC	42.09	206
NV180B6-1	50	326TSC	42.09	206
NV180B6	50	326TSC	42.09	206
NV180B7-2	50	326TSC	45.24	214
NV180B7-1	60	364TSC	45.24	214
NV180B7	60	364TSC	45.24	214
NV180B8-1	60	364TSC	48.39	221

NV180 Vertical Multistage Pump Group Curves



Note:
 Curves are based on 60 Hz 3450 rpm motors. 50 Hz 2875 rpm curves are available. These curves are for general guidance only, individual pump curves are available upon request. A certified curve may be requested for an additional cost. Webtrol will build pumps to fit your specific needs, contact factory for pricing.

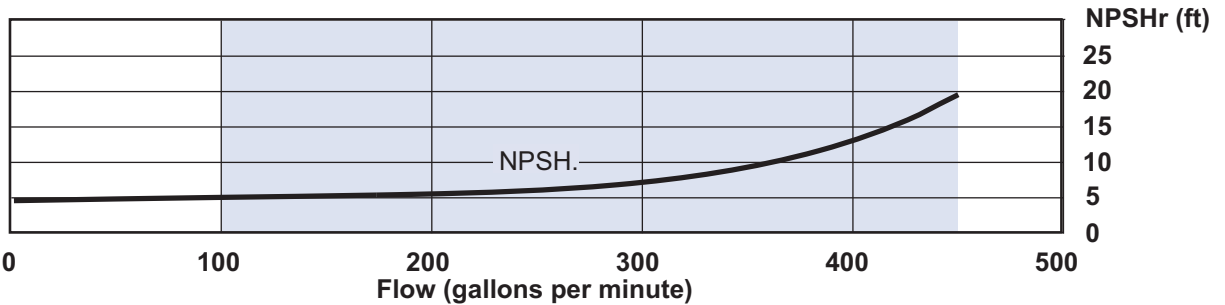
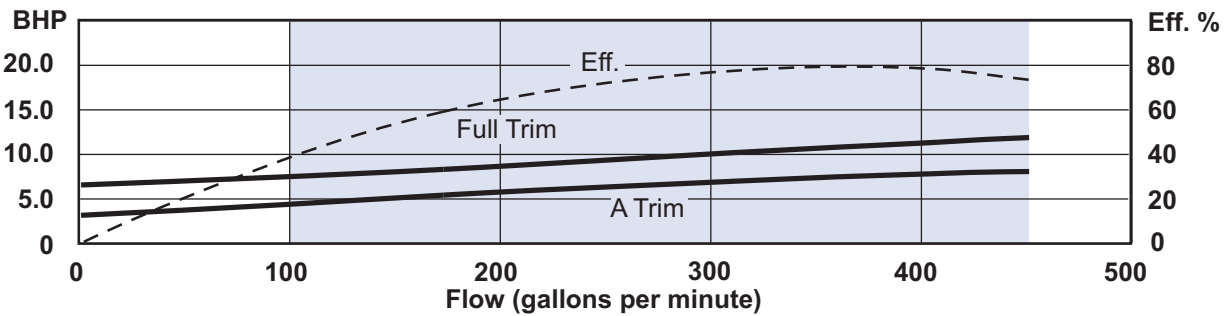
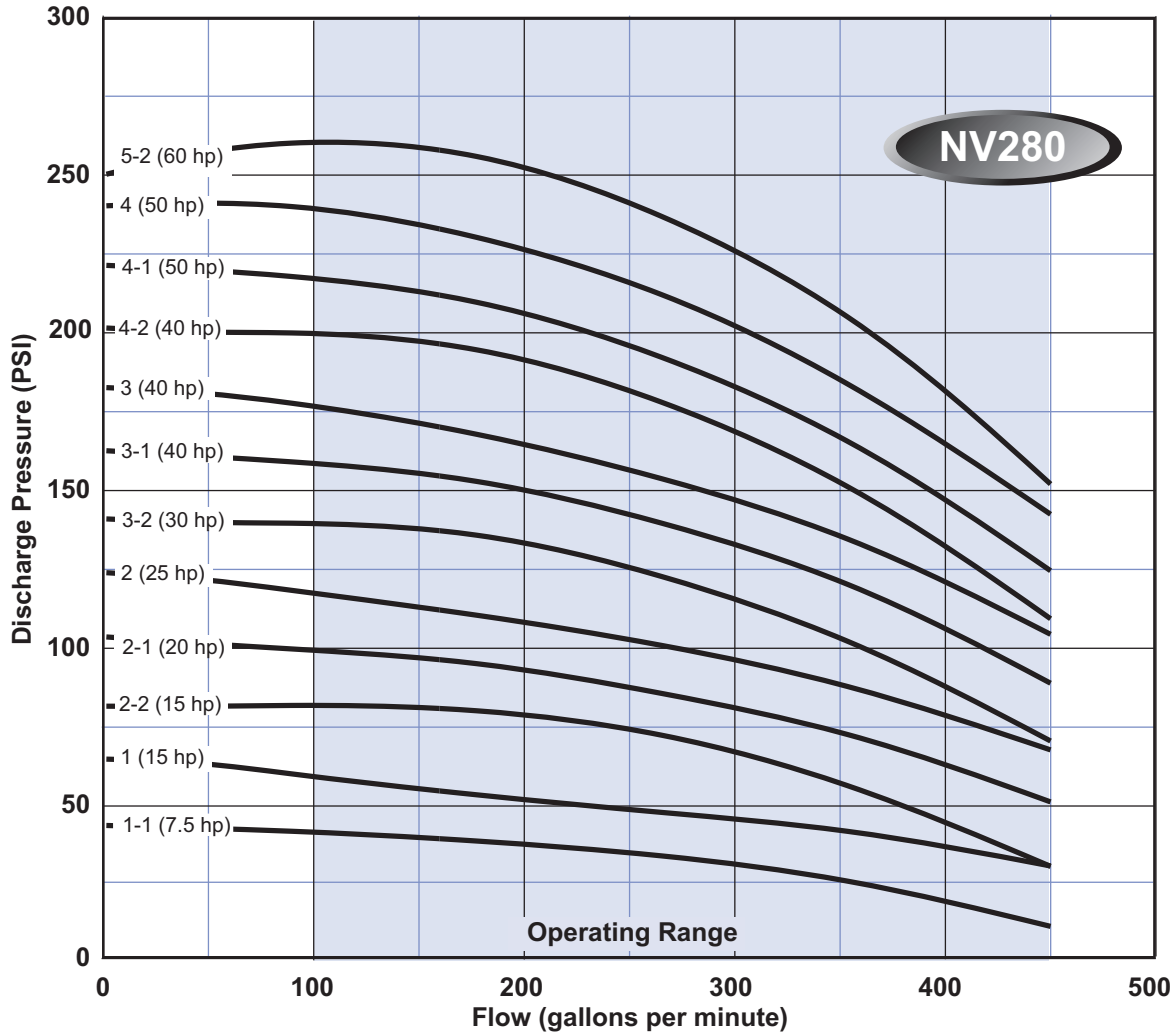
NV280 Vertical Multistage Pump Dimensions



NOTES: All dimensions are in inches unless otherwise noted. Please contact factory for specific motor manufacturer dimensions

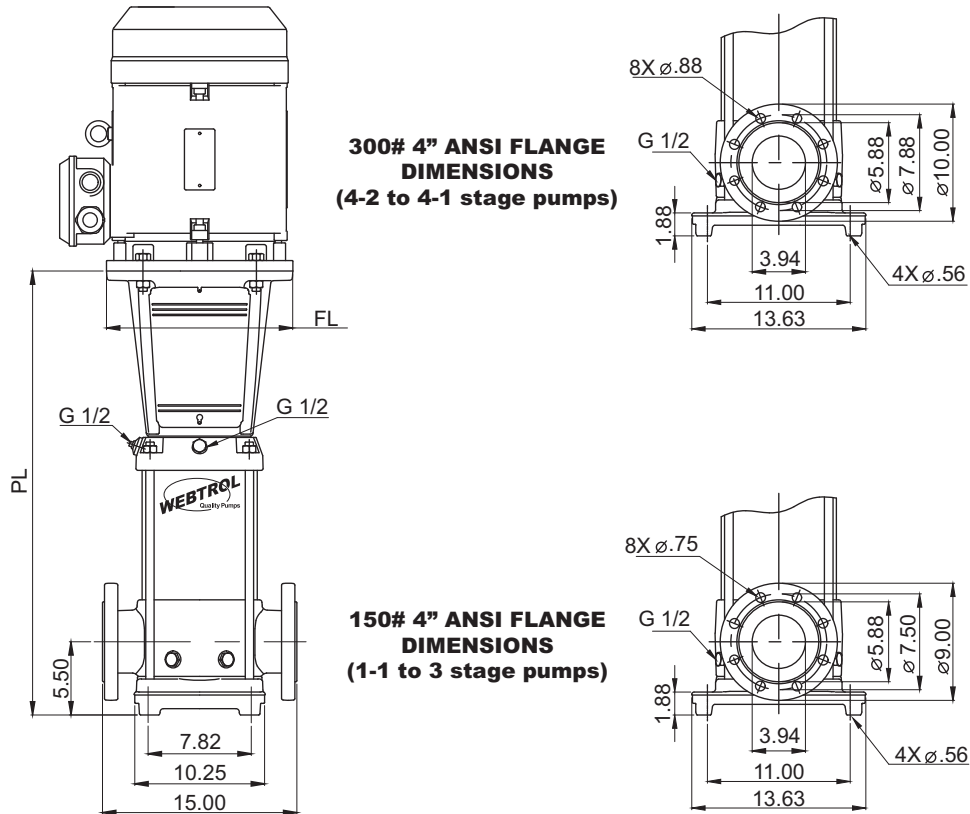
Model	HP	Motor Frame	Pump Length (PL) - Inches	Pump End Weight - lbs.
NV280B1-1	7.5	213TC	22.36	116
NV280B1	15	254TC	26.50	137
NV280B2-2	15	254TC	29.74	145
NV280B2-1	20	254TC	29.74	145
NV280B2	25	284TSC	29.74	148
NV280B3-2	30	286TSC	32.99	156
NV280B3-1	40	286TSC	32.99	156
NV280B3	40	286TSC	32.99	156
NV280B4-2	40	286TSC	36.24	164
NV280B4-1	50	326TSC	36.24	182
NV280B4	50	326TSC	36.24	182
NV280B5-2	60	364TSC	39.49	182

NV280 Vertical Multistage Pump Group Curves



Note:
Curves are based on 60 Hz 3450 rpm motors. 50 Hz 2875 rpm curves are available. These curves are for general guidance only, individual pump curves are available upon request. A certified curve may be requested for an additional cost. Webtrol will build pumps to fit your specific needs, contact factory for pricing.

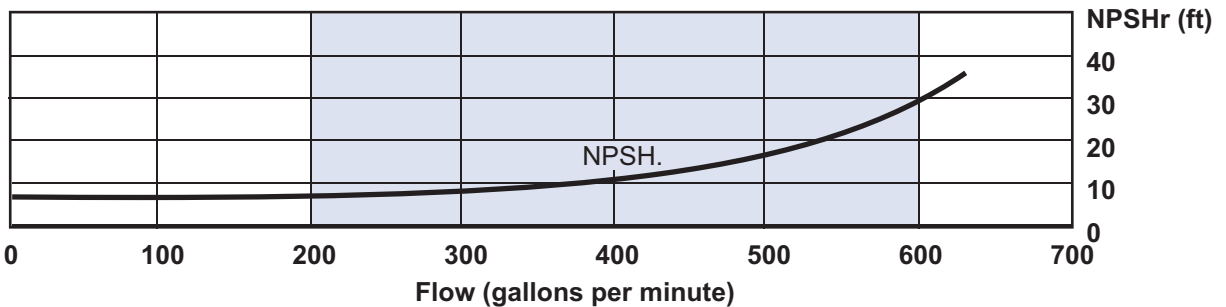
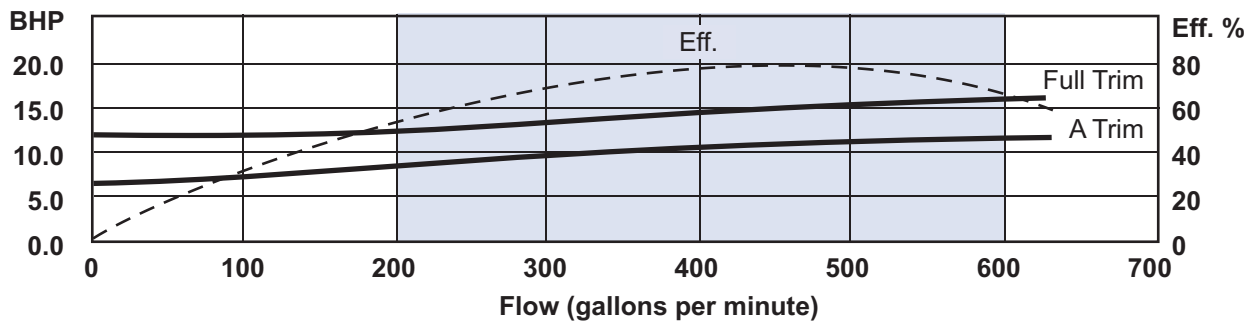
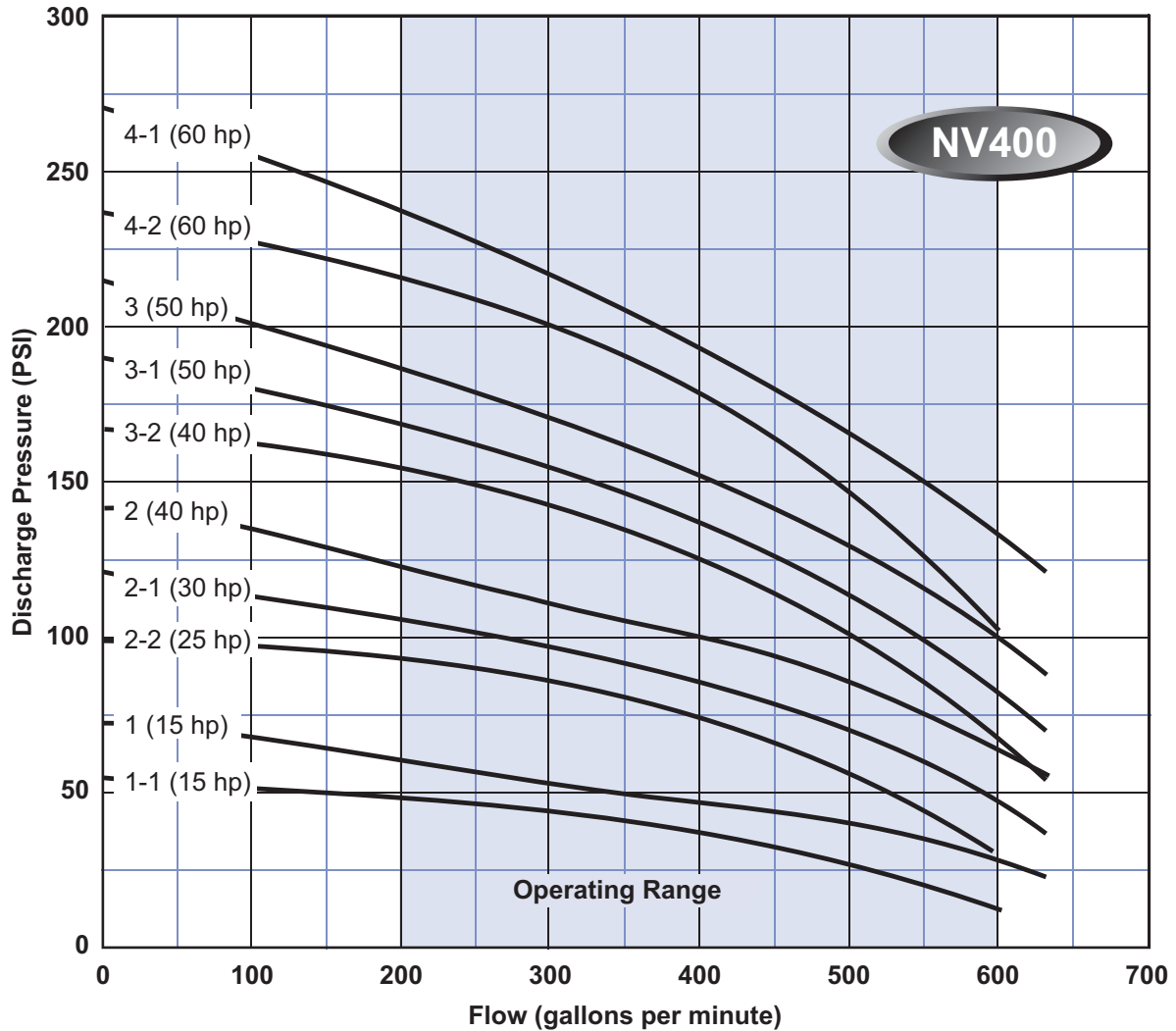
NV400 Vertical Multistage Pump Dimensions



NOTES: All dimensions are in inches unless otherwise noted. Please contact factory for specific motor manufacturer dimensions

Model	HP	Motor Frame	Pump Length (PL) - Inches	Pump End Weight - lbs.
NV400B1-1	15	254TC	26.75	160
NV400B1	15	254TC	26.75	160
NV400B2-2	25	284TSC	30.34	173
NV400B2-1	30	286TSC	30.34	173
NV400B2	40	286TSC	30.34	173
NV400B3-2	40	286TSC	33.93	184
NV400B3-1	50	326TSC	33.93	202
NV400B3	50	326TSC	33.93	202
NV400B4-2	60	364TSC	37.36	217
NV400B4-1	60	364TSC	37.36	217

NV400 Vertical Multistage Pump Group Curves



Note: Curves are based on 60 Hz 3450 rpm motors. 50 Hz 2875 rpm curves are available. These curves are for general guidance only, individual pump curves are available upon request. A certified curve may be requested for an additional cost. Webtrol will build pumps to fit your specific needs, contact factory for pricing.

